



COLORADO

COMMUNITY COLLEGE SYSTEM

Why Transfer Matters

Landon K. Pirius, Ph.D.
Vice Chancellor for
Academic and Student Affairs

February 15, 2024

Why

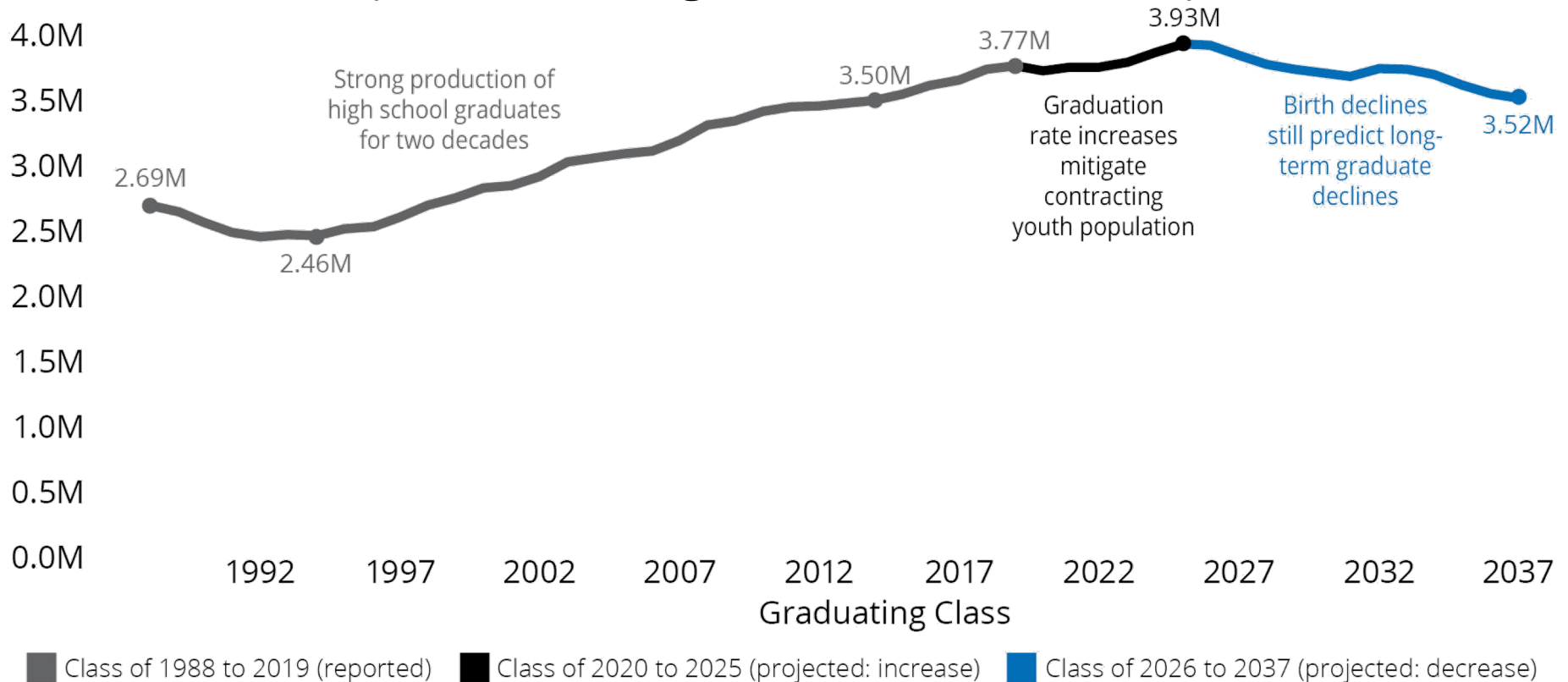
- Transforming lives and communities
 - Upward economic and social mobility
 - ROI
- Institutional and historical bias and barriers
- Who is transferring and who isn't
- Affordability
- Impact on funding at sending institution

National Context



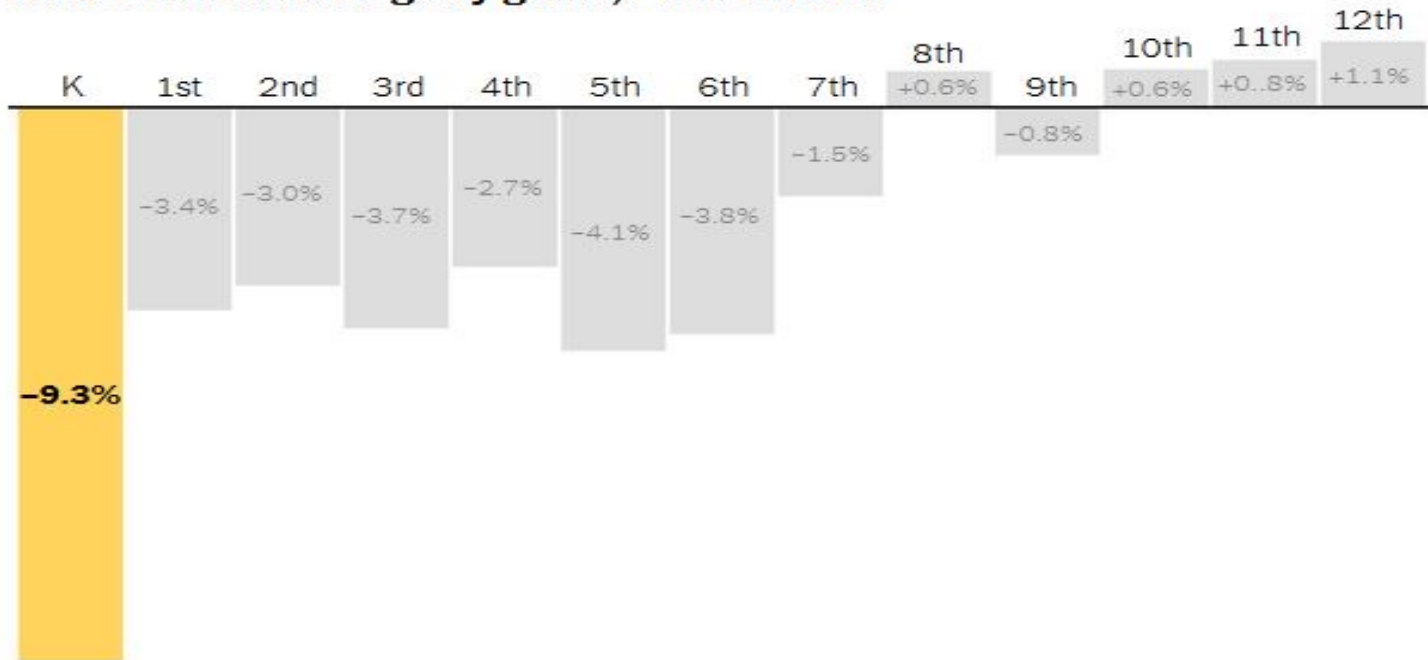
COLORADO
COMMUNITY COLLEGE SYSTEM

Slowing Number of U.S. High School Graduates, then Decline (U.S. Total High School Graduates)



Changes in Fall Enrollment: K-12

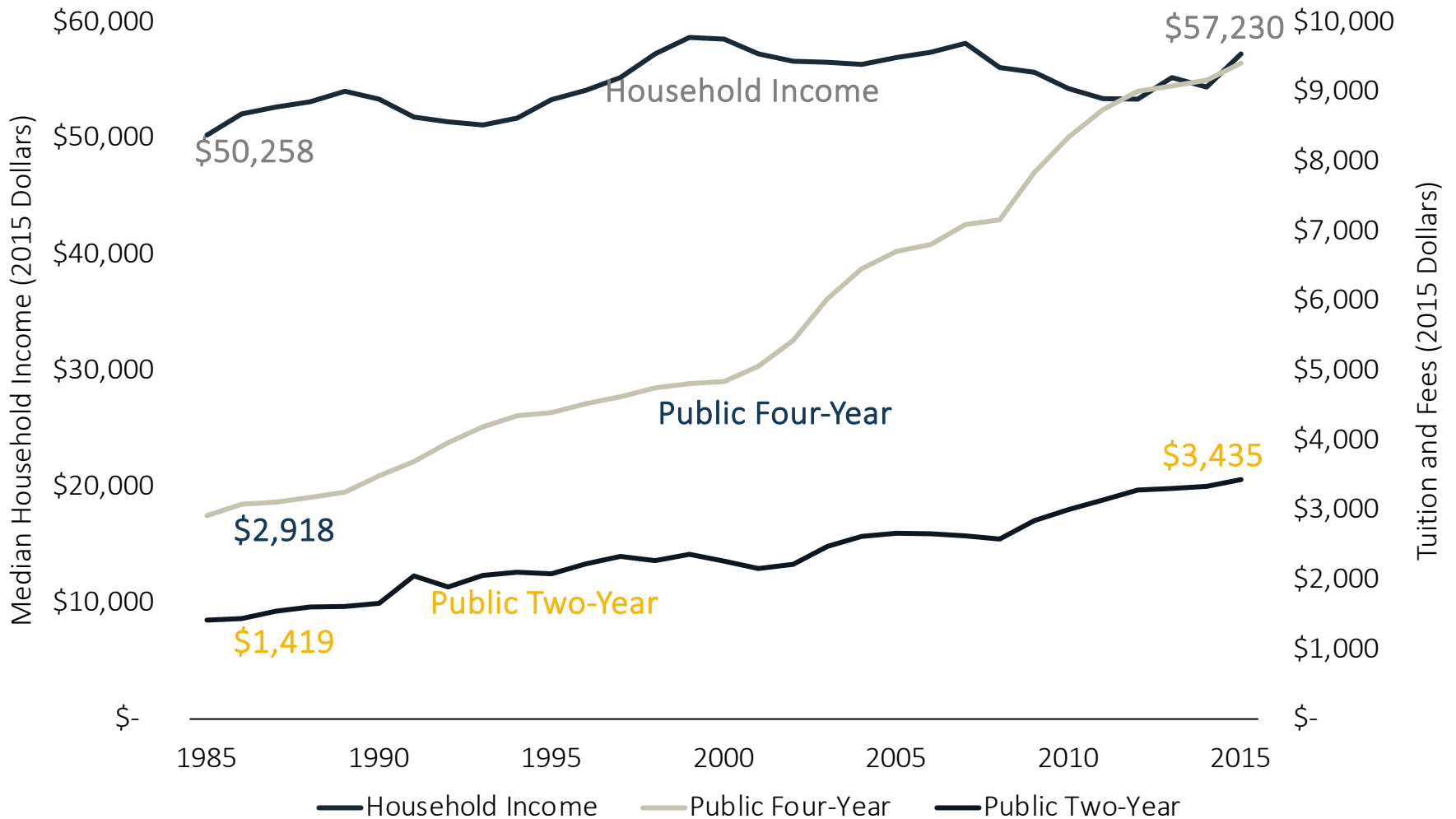
Fall enrollment change by grade, 2019 to 2020



Sources: National Center for Education Statistics; Illinois State Board of Education • By Alicia Parlapiano and Jugal Patel

Source: The New York Times; The Kindergarten Exodus – By Dana Goldstein and Alicia Parlapiano

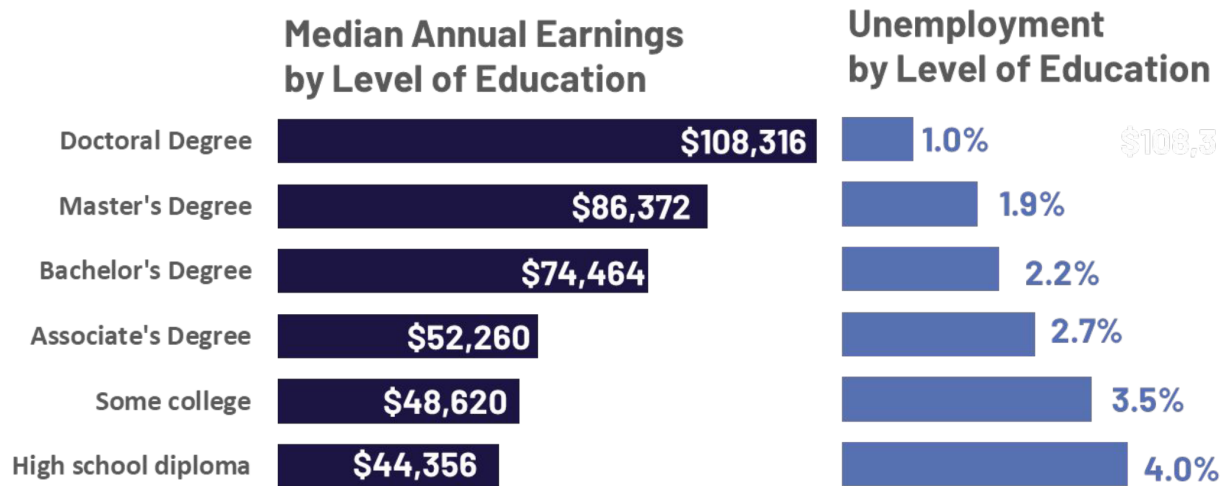
Decreasing Buying Power for Students



Economic Security and Resiliency

Postsecondary Ed Is Key to Economic Security & Recilency

College attainment increases job stability and earning potential, offering the most reliable route to securing a family-sustaining wage job and unlocking opportunities for economic advancement.



Source: Current Population Survey, U.S. Department of Labor, U.S. Bureau of Labor Statistics, 2022

The cumulative effect of an educated workforce contributes to sustained economic growth. As individuals contribute more effectively to the economy, the nation as a whole experiences increased prosperity over the long term.



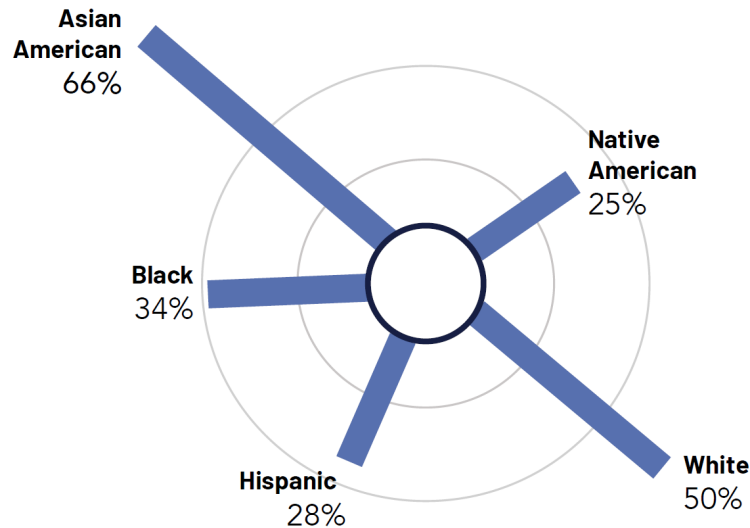
Attainment Disparities

And . . . Degree Attainment Disparities Continue

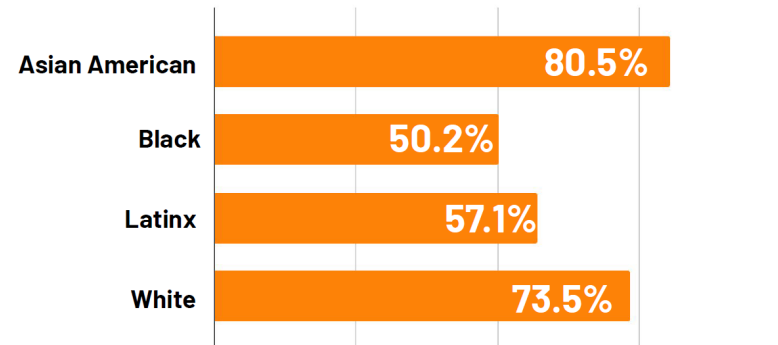


The data continues to show striking disparities in college degree attainment by race.

Adults with College Degrees (Ages 25-64) in 2021¹



Six-Year Completion Rates for 2016 Enrollees²



1) The Lumina Foundation's [A Stronger Nation](#), 2023 update

2) National Student Clearinghouse Research Center, *Completing College: National and State Report with Logitudinal Data Dashboard on Six- and Eight-Year Completion Rates*



Colorado Successes



COLORADO
COMMUNITY COLLEGE SYSTEM

CCCS– Top Transfer Destinations

Top 40 Four-Year Transfer Destinations: AY 2022-23

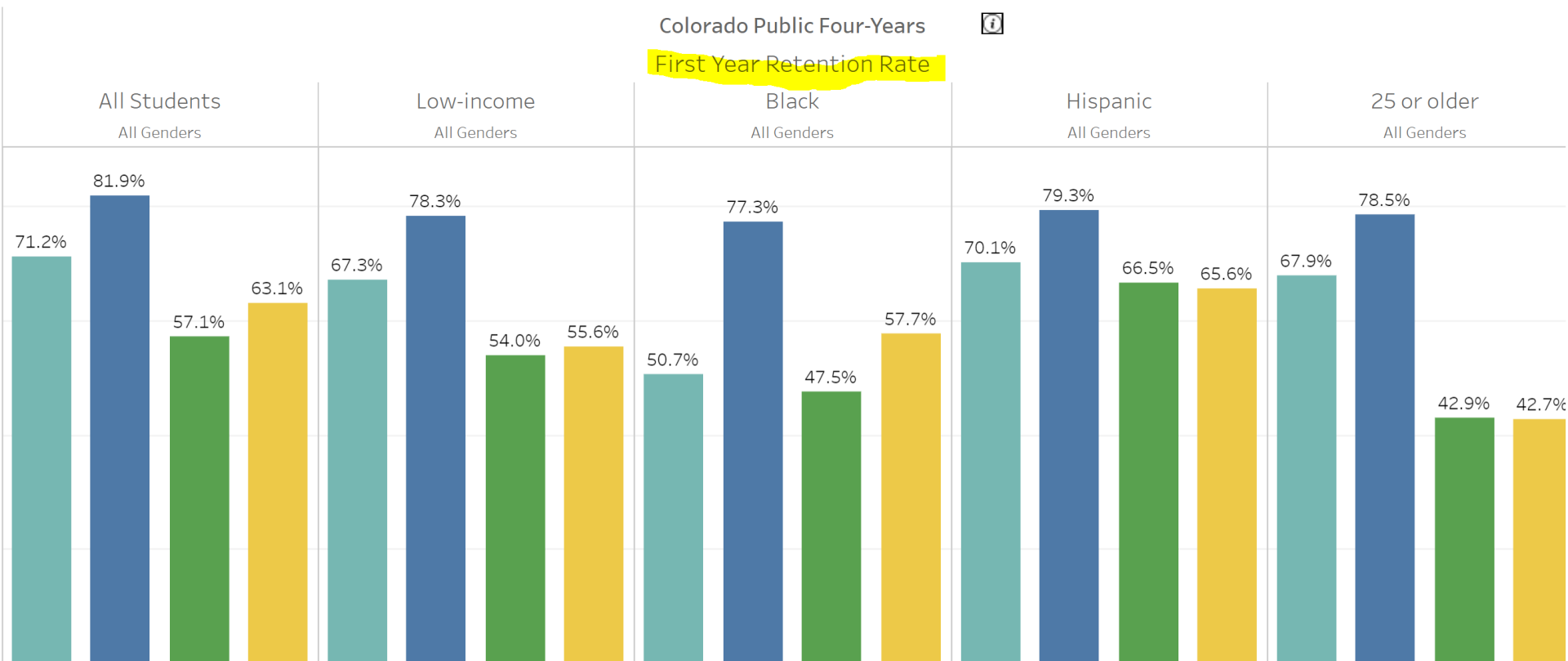
Transfer Destination	Number of Transfers	Percent of All Transfers
METROPOLITAN STATE UNIVERSITY OF DENVER	1,886	12.8%
COLORADO STATE UNIVERSITY	1,801	12.2%
UNIVERSITY OF COLORADO DENVER	1,517	10.3%
UNIVERSITY OF COLORADO BOULDER	1,370	9.3%
UNIVERSITY OF COLORADO COLORADO SPRINGS	1,107	7.5%
COLORADO SCHOOL OF MINES	724	4.9%
UNIVERSITY OF NORTHERN COLORADO	502	3.4%
COLORADO STATE UNIVERSITY - PUEBLO	477	3.2%
REGIS UNIVERSITY-SEMESTERS	338	2.3%
COLORADO MESA UNIVERSITY	209	1.4%
WESTERN GOVERNORS UNIVERSITY	205	1.4%
COLORADO CHRISTIAN UNIVERSITY	174	1.2%
ARIZONA STATE UNIVERSITY	151	1.0%
SOUTHERN NEW HAMPSHIRE- 09WEEK	150	1.0%
COLORADO TECHNICAL UNIVERSITY	106	0.7%
UNIVERSITY OF DENVER - COLORADO	101	0.7%
COLORADO MOUNTAIN COLLEGE	97	0.7%
GRAND CANYON UNIVERSITY	93	0.6%
ADAMS STATE UNIVERSITY	91	0.6%
AMERICAN PUBLIC UNIVERSITY SYSTEM	91	0.6%
UNIVERSITY OF PHOENIX	90	0.6%
GRAND CANYON UNIVERSITY-TRADITIONAL	88	0.6%
UNIVERSITY OF WYOMING	87	0.6%
WESTERN COLORADO UNIVERSITY	74	0.5%
LARAMIE COUNTY COMMUNITY COLLEGE	54	0.4%
PURDUE UNIVERSITY GLOBAL	51	0.3%
FORT LEWIS COLLEGE	49	0.3%

<https://cccs.edu/resources/institutional-research/data-book/>

Transfer Students are Successful - Retention

Four Year Institution Outcomes by Transfer Status

- All Community College Transfers
- Community College Transfers Who Completed a CC Award
- Lateral Transfers
- Non-Transfers

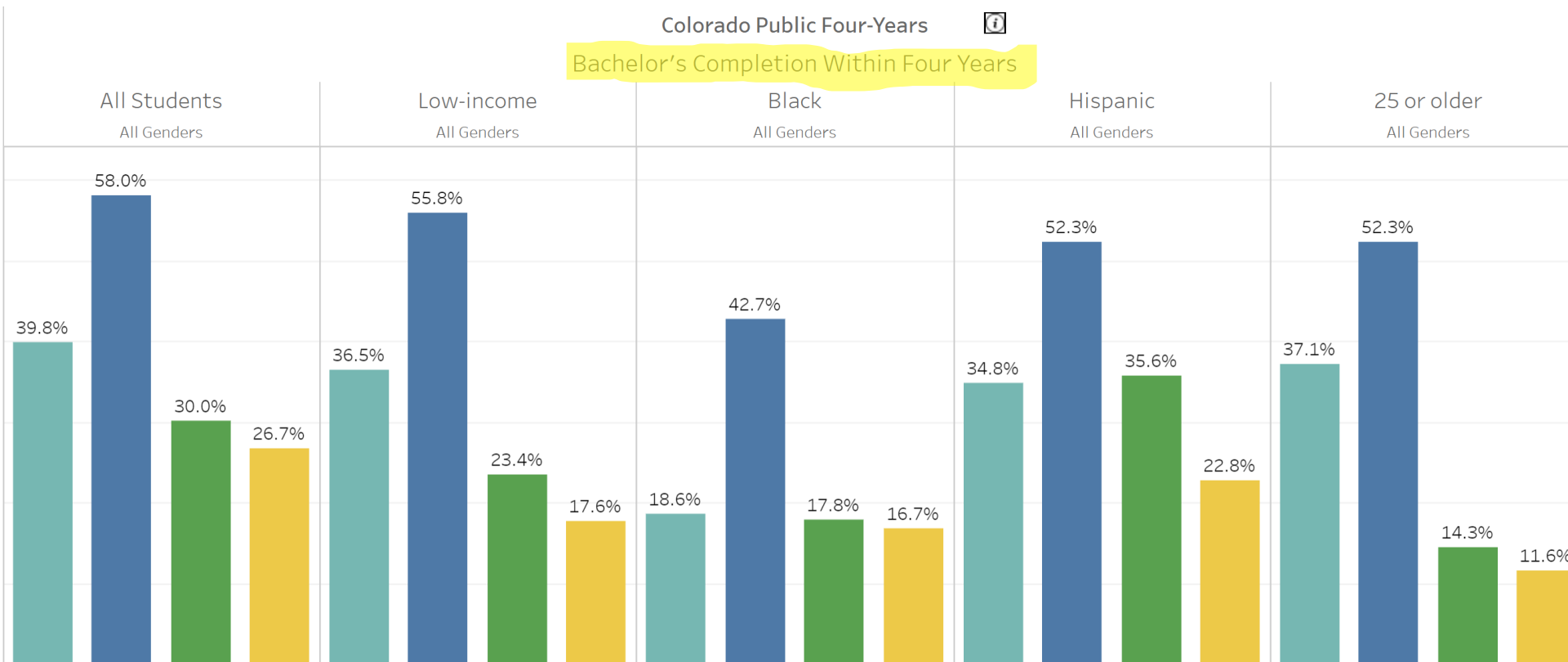


<https://ccrc.tc.columbia.edu/tracking-transfer-state-outcomes.html>

Transfer Students are Successful - Completion

Four Year Institution Outcomes by Transfer Status

- All Community College Transfers
- Community College Transfers Who Completed a CC Award
- Lateral Transfers
- Non-Transfers



Bridge to Bachelor's

- **Rationale**

- About 80 percent of students who start at a community college say they want to go on and get a four-year degree, yet only about 20 percent actually do.
- Over 60 percent of students change majors, and then may not qualify for the STAA without substantial re-work. BtoBD gives them a backstop for transfer.
- DWDs have limited impact

- **Key Elements**

- Over 20,000 opt-in; over 2000 degrees earned already
- Most universities in the state
- Associate degree attainment
- Guaranteed admission at junior status
- Early advising
- Data



Reverse Transfer

Status	CCCS	Awarded	Not Awarded	Pending	Grand Total
	ACC	249	337		586
	CCA	272	116	2	390
	CCD	165	438		603
	CNCC	20	14	5	39
	FRCC	1,028	469	2	1,499
	LCC	19	3		22
	MCC	37	5	2	44
	NJC	33	10		43
	OJC	11	19		30
	PCC	111	85	9	205
	PPCC	377	306		683
	RRCC	306	176	1	483
	TSJC	6	26		32
	Grand Total	2,634	2,004	21	4,659

DWDs

AcademicYear	DwDs Unduplicated Count	Non-DwDs Unduplicated Count	AA/AS Total Undupl Count	% Total that are DwDs
2015	733	2518	3242	23%
2016	1052	2670	3709	28%
2017	1188	2530	3701	32%
2018	1401	2447	3831	37%
2019	1498	2250	3722	40%
2020	1513	2097	3596	42%
2021	1663	2153	3800	44%
2022	1665	2080	3742	44%
Total	10713	18745	29343	37%



Colorado Challenges



COLORADO
COMMUNITY COLLEGE SYSTEM

Challenges in the Transfer Process

- **Lack of awareness**
- **Transfer before completion**
- **Lack of advising or clear pathways**
- **Different cultures colleges vs. universities**
- **Equivalency vs. applicability**
 - Lost credits, time, and money
 - Each university and program can be different
 - Loopholes in transfer policy
- **DWDs “work” in theory**
- **Credit for prior learning and transferability**

Transfer Challenge – Transcript Audit

- **As an example – MSU Denver**
 - 1539 courses reviewed
 - 387 direct equivalents (25%) – though not all are credit to credit match
 - 552 elective credits (36%)
 - 600 not transferrable (39%)

Transfer Challenge – PSY 2105

PSY 2105/ and MSU Comparable (3 Credit)	CCD	MSU
Tuition (Student Share)	\$ 492.60	\$ 1,234.80
Fees (Combined)	\$ 126.26	\$ 431.20
Total Student Out of Pocket	\$ 618.86	\$ 1,666.00
COF (State Costs)	\$ 348.00	\$ 348.00
Total Course Cost	\$ 966.86	\$ 2,014.00
Combined Cost of Non-Transfer	\$	2,980.86

Transfer Challenge – ENG 1021

ENG 1021/ and CU-B Comparable (3 Credit)	CCD	CU-B
Tuition (Student Share)	\$ 492.60	\$ 1,845.00
Fees (Combined)	\$ 151.61	\$ 484.57
Total Student Out of Pocket	\$ 644.21	\$ 2,329.57
COF (State Costs)	\$ 348.00	\$ 348.00
Total Course Cost	\$ 992.21	\$ 2,677.57
Combined Cost of Non-Transfer	\$	3,669.78

Low Transfer Rates

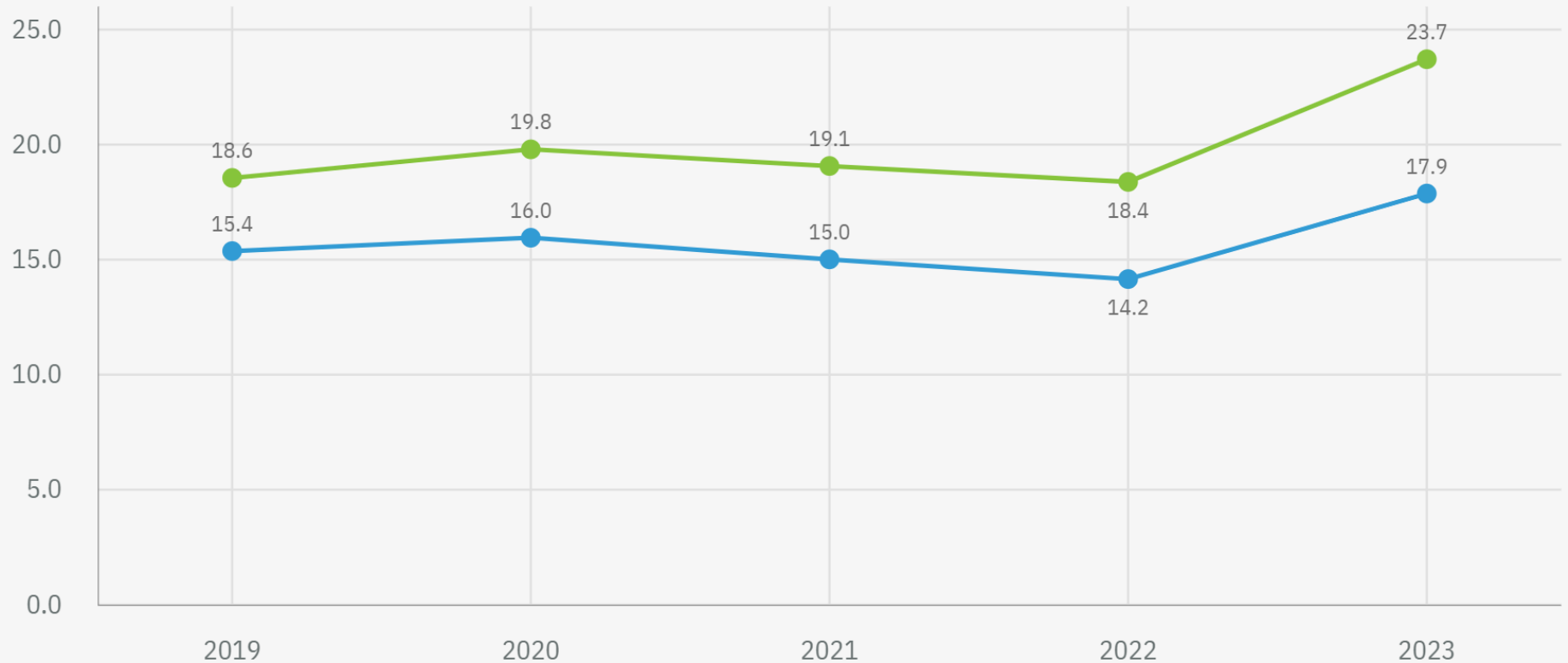
One-Year Transfer Rates by College

College	Enrolled AY 2017-18 Transferred by Spring 2019	Enrolled AY 2018-19 Transferred by Spring 2020	Enrolled AY 2019-20 Transferred by Spring 2021	Enrolled AY 2020-21 Transferred by Spring 2022	Enrolled AY 2021-22 Transferred by Spring 2023
ACC	17.9%	17.9%	16.5%	19.9%	20.5%
CCA	17.9%	16.5%	16.7%	17.8%	17.3%
CCD	26.3%	20.0%	22.7%	22.5%	20.5%
CNCC	15.7%	16.8%	19.4%	18.0%	17.2%
FRCC	25.2%	23.2%	25.1%	26.4%	23.0%
LCC	16.6%	14.3%	16.3%	18.0%	18.9%
MCC	15.1%	13.7%	13.8%	11.1%	12.3%
NJC	18.3%	14.7%	17.3%	16.5%	15.8%
OC	16.4%	13.9%	16.2%	17.2%	15.7%
PCC	9.7%	8.4%	9.8%	8.6%	9.0%
PPSC	18.0%	16.9%	17.3%	17.6%	16.6%
RRCC	21.3%	15.7%	22.1%	24.7%	22.9%
TSC	14.2%	12.0%	14.5%	15.2%	13.9%
CCCS Total	20.1%	17.8%	19.3%	20.5%	18.9%

Transfer Rate Disparities

Race/Ethnicity

● Students of Color ● Non-Students o...



Transfer Rate Disparities

Transfer Rates by Race/Ethnicity

Race/Ethnicity	Enrolled AY 2017-18 Transferred by Spring 2019	Enrolled AY 2018-19 Transferred by Spring 2020	Enrolled AY 2019-20 Transferred by Spring 2021	Enrolled AY 2020-21 Transferred by Spring 2022	Enrolled AY 2021-22 Transferred by Spring 2023
American Indian or Alaska Native	16.3%	13.1%	13.1%	12.9%	14.6%
Asian	26.8%	22.6%	26.3%	28.4%	25.6%
Black or African American	16.7%	13.9%	16.1%	16.0%	15.9%
Hispanic	15.6%	13.8%	15.6%	15.9%	15.2%
Multiple Races	22.2%	19.7%	21.3%	22.2%	21.3%
Native Hawaiian or Other Pacific Islander	19.1%	14.6%	20.7%	17.0%	18.3%
Non-Resident Alien (International)	12.6%	12.4%	13.0%	15.2%	14.2%
Unknown	16.7%	16.5%	11.7%	12.7%	13.6%
White	22.6%	20.0%	22.2%	23.3%	20.9%
CCCS Total	20.1%	17.8%	19.3%	20.5%	18.9%
Students of Color	17.5%	19.3%	17.2%	17.6%	16.9%
Non-Students of Color	21.5%	15.2%	20.7%	22.3%	20.3%



Future Forward



COLORADO
COMMUNITY COLLEGE SYSTEM

State Level Transfer Policy

1. **Common course numbering (20 states)**. A uniform numbering convention used at all public postsecondary institutions for lower-division courses.
2. **Transferable core of lower-division (38 states)**. A set of general education courses agreed upon across all public postsecondary institutions. It must be fully transferable at all public institutions. Institutions may have different naming conventions; however, if that is the case, there is a crosswalk for institutions to use in the transfer process.
3. **Guaranteed transfer of an associate (35 states)**. Guarantees students who are awarded an associate degree before transfer to a four-year institution can transfer all of their credits to the four-year institution and enter at the junior-standing level. The majority of policies state that students are not required to complete any further general education courses.
4. **Reverse transfer (25 states)**. Requires all public institutions to implement the process of retroactively granting an associate degree to students who had not completed the requirements of an associate degree before they transferred to a four-year institution.



State Level Transfer Programs

- **Common Course Articulation Matrix**
 - 1866 courses in gtPathways course catalog
- **Transferable core of lower-division (31 credits total)**
 - Written communication- 6 credits (CO 1&2)
 - Mathematics- 3 credits (MA 1)
 - Natural & Physical Science- 7 credits (SC 1&2)
 - Arts & Humanities- 15 credits (AH, HI, SS)
- **Guaranteed transfer of an associate (STAA)**
 - 37 statewide transfer agreements
- **Reverse transfer**
 - 2350 reverse transfer awards since May, 2021

State Level Transfer Programs

- **Prior Learning Assessment**
 - Advanced Placement (24 exams – 3 or higher)
 - International Baccalaureate (37 courses + IB diploma)
 - College Level Examination – CLEP (27 exams)
 - Military experience
 - DSST (19 exams)
 - DFIFLC
 - Military occupations
 - Work experience or certifications (CCCS, 60+ mostly in IT)

Possible Enhancements

- **Close policy loopholes**
- **Data transparency and democratization**
- **Transfer technology** (e.g. EduNav, California's Assist)
- **Advising** (specifically early advising)
- **Foster a strong transfer culture** on university campuses
- **State support for core pathways** beyond existing DWDs (e.g. Virginia Transfer)
- **Bachelors degrees** at community colleges



COLORADO
COMMUNITY COLLEGE SYSTEM

Questions?

landon.pirius@cccs.edu (before March 1)

landon.Pirius@rrcc.edu (after March 18)

www.CCCS.edu