










Transfer Student Checklist

✓	PRE-REGISTRATION	INFORMATION
	Apply to MSU Denver	You can apply online at www.msudenver.edu/apply
	Complete your FAFSA or CAFSA for Financial Aid (if you haven't already) or update your FAFSA or CASFA to include the school code 001360	If you require assistance, the Educational Opportunity Center (303-352-8746) and MSU Denver Office of Financial Aid (303-556-8593) are here to help! For help with CASFA , you can also contact Immigrant Services at 303-605-5390 or you can make a virtual appointment . If you are a Colorado resident or classified as a Colorado resident for tuition, make sure you have applied for the College Opportunity Fund (COF) - this is free money from the state!
	Send official transcripts from each of your previous schools to MSU Denver. Also have any test scores sent to us	Send these as soon as possible in order to have your credits evaluated and test scores in our system - this will be super helpful when you meet with your advisor. Learn how to send transcripts and test scores.
	Complete Orientation	To register for classes, you will need to complete a transfer orientation. You can attend in-person, virtually or do a self-paced online orientation. Please visit the orientation website to register. Students who attend in-person and virtual orientations will have the opportunity to meet with an advisor before course registration.
	Understand how your credits transferred and if you have any opportunities to apply prior learning to your degree	Your advisor can help answer credit questions as they apply to your degree. The Transfer Peer Mentors can also help answer transfer credit questions and connect you to the right departments. For information on Prior Learning, click here .
	Create a degree completion plan with your advisor	Make an appointment to learn about your degree plan. Not sure who your advisor is? Check out this list of advisors by major. Once you see their contact information, you can schedule an appointment or get help from this page .
	Register for your classes!	It is recommended to meet with your advisor prior to or just after class registration opens. DO NOT wait until the last minute – classes fill up quickly!
✓	AFTER REGISTRATION	INFORMATION
	Check your MSU Denver email and Student Hub Regularly	Email is the official form of communication so all communication will go to this email. Importantly, you may get inquiries from Financial Aid if you have any missing information/financial aid requirements.
	If you already have health insurance , complete the insurance waiver to avoid being	The deadline for the waiver varies based on your starting semester. Please check the Health Center at Auraria website

charged for health insurance through the school

And make sure you submit your proof of immunizations by the [semester deadline](#)



Stay [up-to-date](#) on the latest Covid-19 protocols, resources, and information

for more information. If you are an undocumented, DACA, immigrant, or refugee student in need of low-cost health insurance, [Immigrant Services](#) may be able to help.

Protocols, resources, and mandates surrounding Covid-19 change as quickly as Covid-19 itself changes. You can find more information, including where to get vaccinated or tested on campus, [here](#).



Check [what books](#) and materials you need

You can rent or buy books for classes- some books will be listed as optional and some required. Some options to get books: [Tivoli Station](#)-, [Amazon](#) (students get 6 months of Prime for free), [Chegg](#), or local libraries. You can [charge books](#) to your tuition at Tivoli Station if need be.



Get your student ID

Stop by the Campus ID office in the Tivoli Station, room 269, with your class schedule and a photo ID. Find out more [here](#).



Get your RTD pass

MSU Denver has a partnership with RTD to provide the RTD CollegePass to students actively enrolled in classes. Students must be enrolled in at least one course in the given semester and have a valid Auraria Campus ID. For more information, [look here](#). Find more about alternative methods of getting to campus [here](#).



Get your technology ready

If you need a computer, you can request to borrow a laptop from MSU Denver [here](#) or call 303-352-7548.



Check your class schedule

You can do this in the [Student Hub](#) by clicking on the Class Schedules box and picking the term. Find where your classes are on a [campus map](#). Need to change a class? Find guides for that on this [page](#).



Take a campus tour

Want to get to know campus and learn where your in-person classes are? Sign up for a virtual or in-person tour [here](#).



Get familiar with [Canvas](#), our online class platform

Follow the link, then at the bottom of the page, click on the Quick Start Guide for Students. [Microsoft Teams](#) may also be used for parts of some classes.



Get [connected to campus](#)

Check out the Events Calendar [here](#) and look for the [Runner](#) student newsletter in your email. These are great ways to meet new people and attend fun events across campus. And don't forget the [Transfer Peer Mentors](#) who can help you get connected!



Apply for student employment if you would like to work at MSU Denver

Jobs are listed [here](#) (you'll need to log in to Workday to view [the open positions](#)). Get help writing your resume and other career readiness resources from the [C2 Hub](#).



Look into getting the Authenticator app

Allows you to bypass the phone call notification. Instructions to set it up are [here](#).



Follow MSU Denver on social media!

Important dates, deadlines, events, and other helpful information is posted to [Instagram](#) and [Facebook](#). Many campus [student organizations](#) and [supports](#) have their own social media, find the ones you are interested in and follow them!