



2023-24 Fast Facts

Launching Colorado's Changemakers

Metropolitan State University of Denver is a nationally recognized leader for social mobility, where students of all ages and backgrounds build a better, more equitable Colorado through innovative and transformative education.



msudenver.edu/about

Students

16,345

Undergraduate students

1,160

Graduate students



25

Average age of undergraduate students



59.7%

First-generation undergraduate students



#1

Undergraduate transfer destination for Coloradans



87%

Students working while pursuing their education (2022)



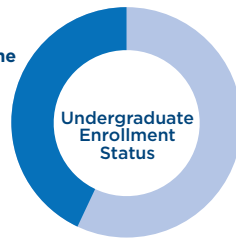
703

Military and veteran/affiliated students



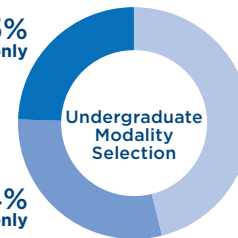
Military Times Best for Vets: Colleges Honoree

43%
Part-time



57%
Full-time

24.5%
Online only



29.4%
In-person only

46.1%
Mix of online, hybrid and in-person

→ 60%
of students took at least one online course (fall 2023)

Alumni

108,333

Total graduates

82,837

are Colorado residents



Top Alumni Career Paths

- Information Technology and Services
- Hospital & Health Care
- Financial Services
- Real Estate
- Education
- Accounting
- Marketing and Advertising
- Health/Wellness and Fitness
- Construction
- Computer Software



Top Alumni Employers

- Denver Public Schools
- City and County of Denver
- UC Health
- Lockheed Martin
- State of Colorado
- United Airlines
- Comcast
- Kaiser Permanente
- Denver Health
- Children's Hospital of Colorado
- AdventHealth/CommonSpirit Health (formerly Centura Health)

Employees

2,573

Faculty and Professional Staff

1,334

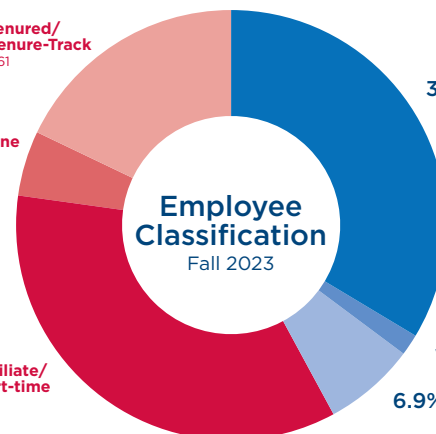
Student Employees

57.9%
Faculty
1,491

17.9% Tenured/
Tenure-Track
461

4.9% Full-time,
non-tenure-line
(Category II)
127

35.1% Affiliate/
part-time
903



42.1%
Professional Staff
1,082



2023-24 Fast Facts

Launching Colorado's Changemakers

The Catalyst for Colorado



96%
Undergraduate students from Colorado



91%
Graduate students from Colorado



78%
Alumni who remain in Colorado post-graduation



Nationally Recognized Civic Engagement

- Highest national undergraduate voting rate (2016)
- Platinum campus (2018)
- Gold campus (2020)
- Most Engaged Campus selection (2022)

The ALL IN Campus Democracy Challenge

Diversity, Equity and Inclusion



Seal of Excellence
Only Colorado institution to earn this Hispanic-servingness distinction



Higher Education Excellence in Diversity Award
10th consecutive year



\$14.1 million Hispanic-Serving Institution Grant Funding since 2019

2023 Fulbright HSI Leader designation, U.S. Dept. of State

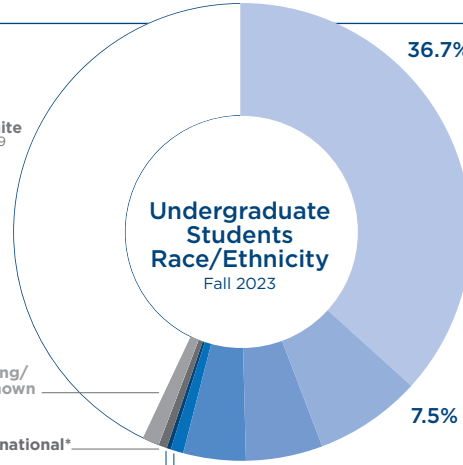
42.9% White
7,019

1.2% Missing/Unknown
194

0.6% International*
95

0.3% Native Hawaiian or Pacific Islander
43

0.9% American Indian or Alaska Native
152



55.2%
Undergraduate Students of Color

Academic Offerings

MSU Denver is a comprehensive, mission-driven, modified open-access University offering a wide variety of academic programs across five schools and colleges as an anchor institution for the Denver metro area.

- 99 majors
- 102 minors
- 10 graduate degree programs
- 40+ Pre-K-12 licensure options
- Customizable Individualized Degree Program
- 48 certificate options (graduate and undergraduate)

- Fully Online Programs:
 - Undergraduate
 - 24 majors
 - 2 certificates
 - 1 post-baccalaureate
 - Graduate
 - 2 degrees

Athletics



16

Number of NCAA Division II sports teams in the Rocky Mountain Athletic Conference



Tuition and Fees Support

See Office of Financial Aid for all grant and scholarship opportunities: msudenver.edu/financial-aid

\$1,112

Average annual undergraduate out-of-pocket cost** for full-time Colorado resident undergraduate students

\$8,788

Colorado resident base tuition rate for 24 credits (full-time, full-year)
\$4,394/semester



54.9%
Students receiving scholarships and grants >\$75 million (2022-23)



4,862
Aid applicants who had tuition and fees covered 100% by MSU Denver in 2022-23



33%
Students eligible for the Pell Grant



\$1.8M
Saved by 11,065 Roadrunners via Tuition Lock (fall 2023)

Notes and Sources

* International Students not included in the total percentage of undergraduate students of color.

** Tuition and fees, after scholarships and grants. Does not include housing, books, loans or work-study.

Sources:

- Colorado Department of Higher Education
- INSIGHT Into Diversity Higher Education
- MSU Denver Fall 2023-24 Census
- MSU Denver 2030 Strategic Plan
- MSU Denver Office of Diversity and Inclusion

- MSU Denver Office of Financial Aid and Scholarships
- MSU Denver Office of Institutional Research
- MSU Denver University Advancement
- U.S. Census Bureau

All data is accurate as of November 2023.