

2024-25 CASFA Highlights

Sophie Vogel, MA
CASFA Coordinator

- February 1, 2024

The 2024-25 CASFA opened December 31, 2023!

- Today's Presentation:
 - 2024-25 CASFA Highlights
 - Tips and tricks for document/form completion
 - Common troubleshooting issues
- Today's presentation is a not a CASFA walkthrough with screenshots of the entire form. A CASFA Walkthrough presentation is available in the Dec 13 video here:
 - <https://cdhe.colorado.gov/fafsa/casfa/lunch-learn-series>
- The Question and Answer section will be the last 15 minutes.

2024-25 CASFA changes that are the **SAME** as the 2024-25 FAFSA:

- Provisional Independent Student Status
 - Students with Unusual Circumstances
- Student Aid Index
- Siblings in college no longer a factor in SAI
- Up to 20 colleges can be selected
- *Dependent students are still under age 24

2024-25 FAFSA changes that **DO NOT** apply to CASFA:

- Direct Data Exchange (DDX) bringing over Federal Tax Information (FTI) on FAFSA, **not** CASFA
 - CASFA will still be doing manual income information entry
- “Parents” vs. “contributors” language
 - Student Spouse and Parent Spouse information required
- No activity on FAFSA will delete draft in 45 days/CASFA Parent invitation email will expire in 72 hours
- CASFA students leave SSN/ITIN blank if they do not have one, parents use 000000000

CASFA Legislation HB19-1196

- Public Institutions of Higher Education in can award the Colorado Student Grant to students who submit a CASFA demonstrating financial need
- Prior, the Colorado General Assembly funds had only been used to award the Colorado Student Grant to students who submit a FAFSA demonstrating financial need



CASFA
COLORADO APPLICATION FOR
STATE FINANCIAL AID

A postsecondary path is within reach!



  **COLORADO**
Department of
Higher Education

Apply Today

CASFA Eligibility

Colorado Application for State Financial Aid (CASFA) is the state financial aid application for undocumented, Colorado ASSET students.

- ✓ I am not a U.S. citizen
 - I qualify as a Colorado ASSET student because:
 - I have attended a Colorado high school for at least one year immediately before graduation or completed a high school equivalency examination in Colorado
 - I have continuous and physical presence in Colorado for 12 months before the start of the semester
 - I should complete a CASFA if I have financial need, regardless of my Colorado ASSET eligibility
 - Includes students with DACA and TPS

<https://studentaid.gov/understand-aid/eligibility/requirements/non-us-citizens>

CASFA Form

Please visit website: cdhe.colorado.gov/CASFA

Colorado Application for State Financial Aid

Administrator Resources

Communications Resources

Student and Family Resources



The 2024-25 CASFA is open! Students can complete the 2023-24 CASFA for academic semesters in 2024.

The Colorado Application for State Financial Aid (CASFA) is the State Financial Aid application for undocumented, Colorado ASSET students. The CASFA bridges equity gaps and creates access to postsecondary education for Colorado ASSET students.

Qualifying for ASSET (Advancing Students for a Stronger Economy Tomorrow):

The General Assembly passed [HB22-1155](#), in-state tuition classification for Colorado high school graduates.

The law requires an institution to classify a student as ASSET for tuition purposes if the student:

- Graduated from a Colorado high school or was physically present in Colorado for at least one year immediately preceding the date the student successfully completed a high school equivalency examination in Colorado; and
- Has been physically present in Colorado for at least 12 consecutive months prior to enrolling in an institution.
- There is no longer a requirement for the student to be admitted to college within 12 months of graduation.

Students who do not have lawful immigration status and who do not meet the ASSET qualifications are still encouraged to apply for institutional aid using the CASFA. Students who are eligible for Federal Title IV aid by completing the FAFSA should not complete the CASFA.

To Apply for CASFA [APPLY HERE](#)





Sign In

Email

Password

The 2024-25 CASFA will launch **December 2023** to align with the Better FAFSA release. Please

[Show Full Info](#)

Remember me

[Reset your Password](#)

SIGN IN

Don't have an account? [Sign Up](#)



New CASFA applicants

Registration Eligibility

Registration Eligibility

Colorado State Financial Aid applicants should only complete one financial aid application (FAFSA or CASFA) per award year.

To receive financial aid by filing a FAFSA, you must be either a United States Citizen or an "eligible noncitizen."

An eligible noncitizen is a

1. U.S. national (includes natives of American Samoa or Swains Island) or U.S. permanent resident (who has an I-151 or I-551 [Permanent Resident Card])
2. An individual who has an Arrival-Departure Record (I-94) from U.S. Citizen and Immigration Services (USCIS) showing one of the following status categories:
 - Refugee
 - Asylum Granted
 - Conditional Resident Alien
 - Cuban-Haitian Entrant
 - Conditional Entrant (valid only if issues before April 1, 1980)
 - Parolee (you must be paroled for at least one year, and you must be able to provide evidence from the USCIS that you are in the United States for other than a temporary purpose with the intention of becoming a U.S. citizen or permanent resident)
 - Modified parole requirements for
 - Ukrainian citizens and nationals paroled into the United States between Feb. 24, 2022 and Sept. 30, 2023
 - Afghan citizens and nationals paroled into the United States between July 31, 2021 and Sept. 30, 2023
3. Victim of human trafficking, T-visa holder
4. Qualify under Violence Against Women Act (VAWA)

Are you a United States citizen or an eligible noncitizen as described above?

Los solicitantes de ayuda financiera del estado de Colorado solo deben completar una solicitud de ayuda financiera (FAFSA o CASFA) por año de ayuda.

Para recibir ayuda financiera mediante la presentación de la aplicación FAFSA, debe ser ciudadano de los Estados Unidos o "extranjero con derecho a participar."

Un extranjero con derecho a participar es

1. Un ciudadano estadounidense (incluye nativos de Samoa Americana o Swains Island) o residente permanente de los Estados Unidos (que tiene un I-151 o I-551 [Tarjeta de Residente Permanente])
2. Una persona que tiene una constancia del registro de llegada o salida (I-94) del Servicios de Ciudadanía e Inmigración de EE. UU. (USCIS, por sus siglas en inglés) que muestra una de las siguientes categorías de estado:
 - ser refugiado
 - tener asilo otorgado
 - ser extranjero residente condicional
 - ser inmigrante cubano o haitiano
 - ser inmigrante condicional (válido solo si se emitió antes del 1 de abril de 1980)
 - ser persona admitida a la prueba (debe haber sido admitido a prueba por al menos un año y debe tener la capacidad de proporcionar evidencia del USCIS de que se encuentra en los Estados Unidos para un propósito que no sea temporal y con la intención de convertirse en ciudadano estadounidense o residente permanente)
 - Requisitos modificados para las personas admitidas a prueba para los
 - ciudadanos y nacionales ucranianos admitidos a prueba al ingresar a los Estados Unidos entre el 24 de febrero del 2022 y el 30 de septiembre del 2023
 - ciudadanos y nacionales afganos admitidos a prueba al ingresar a los Estados Unidos entre el 31 de julio del 2021 y el 30 de septiembre del 2023
3. Víctima de tráfico humano, titular de visa T
4. Califica con la Ley sobre Violencia contra la Mujer

¿Es usted un ciudadano de los Estados Unidos o un extranjero con derecho a participar como se describe anteriormente?

Yes No

CANCEL

CONTINUE

For Students

Step 1: Account Creation

Registration Step 1 of 3: Account Creation



Sign Up

Please fill out the form below to create your account.

All the information you provide is confidential. Once you complete the information, your account will be created and you will be able to access the Student Experience Portal.

Email

i Please ensure that this is a valid, permanent email address that you check regularly.

Confirm Email

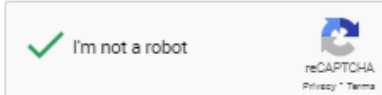
Password

i New passwords must be at least 8 characters and meet the following:

- 1 upper case (A-Z) characters
- 1 lower case (a-z) characters
- 1 numeric characters (0-9)
- 1 special characters (e.g. !@#%&*)
- Not exceed 2 sequential numbers (e.g. 12, 456, 789)
- Not exceed 2 repeating characters or numbers (e.g. AA, bb, 77, &&)
- Do not include common words or names.

Confirm Password

Please show you are not a robot



CANCEL

CONTINUE

Step 2: Email Authentication

Registration Step 2 of 3: Email Authentication

Please validate your email

We sent you a confirmation email with a link to activate your account.
Access your email account and click on the link provided in the confirmation email.
Click [here](#) to send a new confirmation email to cdhe.casfa.2023+test33@gmail.com.

Open email, click hyperlink

Verify your email for CDHE StudentX QA Inbox x

noreply@cdhestudentxqa.regenteducation.net
to casfa.cdhe.2023+test33 ▾

Dec 11, 2023, 4:30 P

Hello,

Follow this link to verify your email address.

<https://cdhestudentxqa.regenteducation.net/success?mode=verifyEmail&oobCode=xbauzP8cPiYYg46FlpnA9ntYs7I2pnyEVA46-DuNsbIAAGMWzeD4w&apiKey=AlzaSyDcZmAJeZ0zcp8i4dsvQgnP1iopfOkHOR0&lang=en>

If you didn't ask to verify this address, you can ignore this email.

Thanks,

Your CDHE StudentX QA team





Thank you

Thank you for validating your account. Select "Continue" to log in and complete the final step of account registration.

CONTINUE

Students sign into account





Sign In

Email

Password

The 2024-25 CASFA will launch **December 2023** to align with the Better FAFSA release. Please [Show Full Info](#)

Remember me [Reset your Password](#)

SIGN IN

Don't have an account? [Sign Up](#)

Step 3: Student Account Validation

Registration Step 3 of 3: Student Account Validation



Financial Aid Account

Please complete the following registration form.

First Name

Ray

If you have a Social Security, DACA, or ITIN Card, your first/last name should match that document. If you do not have a Social Security, DACA, or ITIN Card, your first/last name should match the name you provided to your college(s).

Last Name

Martin

If you have a Social Security, DACA, or ITIN Card, your first/last name should match that document. If you do not have a Social Security, DACA, or ITIN Card, your first/last name should match the name you provided to your college(s).

Social Security, DACA, or ITIN Number

Provide the exact number listed on your Social Security, DACA, or ITIN Card excluding the dashes. Please use the format 123456789. If you do not have a Social Security, DACA, or ITIN Number, leave blank.

Confirm Social Security, DACA, or ITIN Number

Reenter your Social Security Number, DACA, or ITIN Number entered above.

Date of Birth (mm/dd/yyyy):

01/01/2005

Please enter a valid date of birth.

LOGOUT

DONE

Students can
leave
SSN/ITIN
field blank



Dashboard

Documents ²

Useful Links

Welcome to the CASFA Portal!

The Colorado Application for State Financial Aid (CASFA) dashboard will allow you quick access to useful information and resources. Please continue to work with your designated financial aid office to confirm all documents have been completed to keep your application and financial aid process moving forward. Please submit any outstanding items at your earliest convenience to prevent unnecessary delays through the CASFA application.

[Show Full Info](#)

Useful Links

[View All](#)



CASFA Frequently Asked Questions

<https://cdhe.colorado.gov/programs-services/colorado-application-for-state-financial-aid>

This is the Colorado Application for Student Financial Aid (CASFA) landing page. Here you will find FAQ in English/Spanish and additional resources.



Colorado Opportunity Fund (COF) Application

<https://cdhe.colorado.gov/programs-services/the-college-opportunity-fund>

The College Opportunity Fund (COF), created by the Colorado Legislature, provides a stipend to eligible undergraduate students. The stipend pays a portion of the total in-state tuition when attending a participating college.



Asian American Legal Defense and Education Fund

<https://www.aaldef.org/programs/educational-equity/>

AALDEF focuses on critical issues affecting Asian Americans, including immigrant rights, voting rights and democracy, economic justice for workers, educational equity, housing and environmental justice, and the elimination of anti-Asian violence.

Documents ²

Colorado Application for State Financial Aid 2024-2025

NEEDED

today

Colorado Application for State Financial Aid 2023-2024

NEEDED

today

Use "Review and Update" button

The screenshot displays the CASFA application status dashboard. At the top, the user is identified as Ray Marin. The dashboard includes a navigation sidebar with 'Dashboard', 'Documents' (indicated by a red '2'), and 'Useful Links'. The main content area shows the 'CASFA Application Status' section with a welcome message and a 'Show Full Info' link. Below this is the 'My Documents' section, which lists two applications: 'Colorado Application for State Financial Aid 2024-2025' and 'Colorado Application for State Financial Aid 2023-2024'. Both applications are marked as 'NOT STARTED' and have a 'Review and Update' button. A large red arrow points to the 'Review and Update' button for the 2024-2025 application. The status filters at the top indicate 2 'Needed' items, 0 'Submitted', 0 'Satisfied', and 0 'Unsatisfied'.

Ray Marin

Status: Needed (2) Submitted (0) Satisfied (0) Unsatisfied (0) [Show All Documents](#)

Documents

CASFA Application Status

Welcome Student! Thank you for taking the time to complete the Colorado Application for State Financial Aid. We are not collecting documents at this time. All form(s) and information requested for processing your CASFA application should be submitted to the Office of Financial Aid at your designated institution. To check the status of your pending CASFA application, please contact your financial aid office.

[Show Full Info](#)

My Documents

Colorado Application for State Financial Aid 2024-2025
2024-2025 Federal Award Year

NOT STARTED
Status as of 01/10/2024
[Review and Update](#)

Colorado Application for State Financial Aid 2023-2024
2023-2024 Federal Award Year

NOT STARTED
Status as of 01/10/2024
[Review and Update](#)

Start 2024-2025 form

The screenshot shows the CASFA application status page. At the top, there is a navigation bar with the CASFA logo and the user's name, Ray Martin. Below the navigation bar, there is a status summary: Status: Needed (2) Submitted (0) Satisfied (0) Unsatisfied (0). A button labeled 'Show All Documents' is also present.

The main content area is titled 'Documents' and contains a 'CASFA Application Status' section with a welcome message: 'Welcome Student! Thank you for taking the time to complete the Colorado Application for State Financial Aid. We are not collecting documents at this time. All form(s) and information requested for processing your CASFA application should be submitted to the Office of Financial Aid at your designated institution. To check the status of your pending CASFA application, please contact your financial aid office.' A 'Show Full Info' link is located at the bottom right of this section.

Below the status section is the 'My Documents' section, which lists two applications:

- Colorado Application for State Financial Aid 2024-2025**
2024-2025 Federal Award Year
Status: NOT STARTED (as of 12/13/2023)
A button labeled 'START, EDIT OR COMPLETE A FORM' is visible next to this application. A red arrow points to this button.
- Colorado Application for State Financial Aid 2023-2024**
2023-2024 Federal Award Year
Status: NOT STARTED (as of 12/13/2023)
A button labeled 'Review and Update' is visible next to this application.

A sidebar on the left contains navigation links for 'Dashboard', 'Documents' (with a red notification badge), and 'Useful Links'.

Student Identity Information

Colorado Application for State Financial Aid 2024-2025

Ray Martin

Dashboard Documents Useful Links

Student Information

- Student College or Career School Plans
- Student Circumstances
- Student Family Information
- Student Financial Information
- Student School List
- Additional Questions

Student Identity Information

Información de identidad del estudiante

Provide the student's first name, middle name, and last name exactly as it appears on the student's Social Security, DACA, or ITIN card, and provide the student's date of birth. If the student does not have a Social Security, DACA, or ITIN card, the student's first/last name should match the name provided to the student's college(s).
Proporcione el nombre, segundo nombre y apellido del estudiante exactamente como aparecen en la tarjeta del Seguro Social, DACA o ITIN del estudiante, y proporcione la fecha de nacimiento del estudiante. Si el estudiante no tiene una tarjeta de Seguro Social, DACA o ITIN, el nombre/apellido del estudiante debe coincidir con el nombre proporcionado a la(s) universidad(es) del estudiante.

First name *
Nombre
RAY

Middle name
Segundo nombre

Last name *
Apellido
MARTIN

Suffix
Sufijo

Date of birth *
Fecha de nacimiento
01/01/2005
MM/DD/YYYY

Social Security number (SSN)
Número de seguro social (SSN)


Provide the exact number listed on the student's Social Security card, excluding the dashes. If the student does not have a Social Security number, leave blank.
Proporcione el número exacto que figura en la tarjeta de Seguro Social del estudiante, excluyendo los guiones. Si el estudiante no tiene un número de Seguro Social, déjelo en blanco.



Individual Taxpayer Identification Number (ITIN) or Deferred Action for Childhood Arrivals (DACA) number
Número de Identificación Individual del Contribuyente (ITIN) o número de Acción Diferida para los Llegados en la Infancia (DACA)

Provide the exact number listed on the student's DACA or ITIN card, excluding the dashes. If the student does not have a DACA or ITIN number, leave blank.
Proporcione el número exacto que figura en la tarjeta DACA o ITIN del estudiante, excluyendo los guiones. Si el estudiante no tiene número DACA o ITIN, déjelo en blanco.

1/3

NEXT

Save function soon to say "Save and Exit" 

<https://cdhstudentxqa.regineducation.net/required-documents>

Parent Identity Information

CASFA

Ray Martin

Colorado Application for State Financial Aid 2024-2025

Dashboard

Documents 2

Useful Links

- ✓ Student Information
- ✓ Student College or Career School Plans
- ✓ Student Circumstances
- ✓ Student Family Information
- ✓ Student Financial Information
- ✓ Student School List
- Parent Information**
- Parent Financial Information
- Additional Questions

Parent Identity Information

Información de identidad del padre

Provide the parent's first name, middle name, and last name exactly as it appears on their Social Security, DACA, or ITIN card, if applicable, and provide their date of birth.

Proporcione el nombre, segundo nombre y apellido del padre exactamente como aparecen en su Seguro Social, DACA o tarjeta ITIN, si corresponde, y proporcione su fecha de nacimiento.

Parent's first name *
Nombre del padre

Parent's middle name
Segundo nombre del padre

Parent's last name *
Apellido del padre

Suffix
Sufijo


Parent's date of birth *
Fecha de nacimiento del padre

Parent's Social Security number (SSN), Individual Taxpayer Identification Number (ITIN), or Deferred Action for Childhood Arrivals (DACA) number *
Número de Seguro Social (SSN) de los padres, Número de identificación individual del contribuyente (ITIN) o número de Acción Diferida para los Llegados en la Infancia (DACA)

Provide the exact number listed on the parent's Social Security, DACA, or ITIN card, excluding dashes. If the parent does not have a SSN, DACA, or ITIN, enter all zeros (00000000).
Proporcione el número exacto que figura en la tarjeta de Seguro Social, DACA o ITIN de los padres, sin incluir guilones. Si el padre no tiene un SSN, DACA o ITIN, ingrese todos ceros (00000000).

1/3

BACK NEXT



Enter information accurately! This screen is linked to parent esign function.

Additional Questions



Colorado Application for State Financial Aid 2024-2025

Dashboard

Documents 2

Useful Links

✓ Student Information

✓ Student College or Career School Plans

✓ Student Circumstances

✓ Student Family Information

✓ Student Financial Information

✓ Student School List

✓ Parent Information

✓ Parent Financial Information

✓ Parent Spouse or Partner Information

🔍 Additional Questions

Exit

Additional Questions Preguntas adicionales

Non-U.S. citizens have a few ways to qualify for Colorado in-state tuition rates at public institutions and/or meet residency requirements for state financial aid programs at participating schools. One way is through Colorado ASSET (House Bill 22-1155).

To meet the conditions, students must:

- Have attended a Colorado high school for at least one year before graduation or was physically present in Colorado for at least one year immediately preceding the date the student successfully completed a high school equivalency examination in Colorado; **and**
- Have *been physically present* in Colorado for at least 12 consecutive months prior to enrolling in an institution.

Fuera de los EE. UU. los ciudadanos tienen algunas maneras de calificar para las tasas de matrícula estatal de Colorado en instituciones públicas y/o cumplir con los requisitos de residencia para los programas estatales de ayuda financiera en las escuelas participantes. Una forma es a través de Colorado ASSET (House Bill 22-1155).

Para cumplir con las condiciones, los estudiantes deben:

- Haber asistido a una escuela secundaria de Colorado durante al menos un año antes de graduarse o estuvo físicamente presente en Colorado durante al menos un año inmediatamente anterior a la fecha en que el estudiante completó con éxito un examen de equivalencia de escuela secundaria en Colorado; **y**
- Haber *estado físicamente presente* en Colorado durante al menos 12 meses consecutivos antes de inscribirse en una institución.

Please choose one of the following: *

Seleccione una de las siguientes opciones:

- I certify that, by the time I begin college, I will have met the conditions above. Certifico que, para cuando comience la universidad, habré cumplido con las condiciones anteriores.
- I will not meet the eligibility requirements above by the time I begin my postsecondary experience. I want to learn other ways to qualify for in-state tuition and state financial aid. No cumpliré con los requisitos de elegibilidad anteriores cuando comience mi experiencia postsecundaria. Quiero aprender otras formas de calificar para la matrícula estatal y la ayuda financiera estatal.

We encourage you to create a profile <https://www.mycoloradojourney.com/journey>. Doing so will enable you to view and apply for scholarships that you may be eligible for.

Lo alentamos a crear un perfil <https://www.mycoloradojourney.com/journey>. Si lo hace, le permitirá ver y solicitar becas para las que puede ser elegible.

In addition to residency requirements, state law requires you to certify lawful residency.

Además de los requisitos de residencia, la ley estatal requiere que certifique la residencia legal.



- I certify that I have applied for lawful presence in the U.S. OR I will apply for lawful presence in the U.S. as soon as I am able to do so. Certifico que he solicitado la presencia legal en los EE. UU. O solicitaré la presencia legal en los EE. UU. tan pronto como pueda hacerlo.

1/1




BACK


NEXT

Student E-Sign

Ray Martin 

<<

-  Dashboard
-  Documents 2
-  Useful Links

- ✓ Student Information
- ✓ Student College or Career School Plans
- ✓ Student Circumstances
- ✓ Student Family Information
- ✓ Student Financial Information
- ✓ Student School List
- ✓ Parent Information
- ✓ Parent Financial Information
- ✓ Parent Spouse or Partner Information
- ✓ Additional Questions
-  E-Signature

Exit

Step 1: Signature Options


Great work! You've completed all the required steps for the Colorado Application for State Financial Aid 2024-2025. Now it's time to review the Colorado Application for State Financial Aid 2024-2025, sign the form and submit the form for processing. Please select one of the signature options below to sign and submit the Colorado Application for State Financial Aid 2024-2025.

Select the **Electronically Sign Forms** option for the fastest option for processing financial aid forms. You will have the option to review all information prior to submitting it. You will also be able to print copies of all forms signed electronically. If you want to sign your form with an electronic signature, please select this option below.

Selecting **Or choose another option** is not an electronic signature option and requires that you print your completed forms, review them for accuracy, and then provide a wet signature and upload or send your form. This process is manual and may result in delays in processing your financial aid forms and receiving your financial aid funds. If you do not want to electronically sign your forms, please select this option below.

1/3

E-SIGN DOCUMENT



OR CHOOSE ANOTHER OPTION

Student E-Sign Continued



- Dashboard
- Documents 2**
- Useful Links

- ✓ Student Information
- ✓ Student College or Career School Plans
- ✓ Student Circumstances
- ✓ Student Family Information
- ✓ Student Financial Information
- ✓ Student School List
- ✓ Parent Information
- ✓ Parent Financial Information
- ✓ Parent Spouse or Partner Information
- ✓ Additional Questions
- E-Signature**

Exit

Step 2: View My Forms

Please click on the download icon next to the document name to view the completed form. You should review the information carefully and if you need to make changes, please select the appropriate section to the left and make the necessary updates.

If your forms are complete and accurate and no changes are necessary, please check the acknowledgment box below and proceed to the next page.

Forms

Colorado Application for State Financial Aid 2024-2025



I acknowledge that all information provided on my Colorado Application for State Financial Aid 2024-2025 is true and correct.



BACK

NEXT

Student E-Sign Continued



- Dashboard
- Documents 2**
- Useful Links

- ✓ Student Information
- ✓ Student College or Career School Plans
- ✓ Student Circumstances
- ✓ Student Family Information
- ✓ Student Financial Information
- ✓ Student School List
- ✓ Parent Information
- ✓ Parent Financial Information
- ✓ Parent Spouse or Partner Information
- ✓ Additional Questions

E-Signature

Step 3: Consent & Disclosures

Exit

You have elected to electronically sign the Colorado Application for State Financial Aid 2024-2025. Please note that your electronic signature is still valid if errors exist on your form. If you need to make corrections to the form before signing, please go to the appropriate section on the left navigation bar and make your changes. If you need to make corrections to your form after you electronically sign, please contact the Colorado Department of Higher Education.

Please provide the information below to complete the electronic signature process. Your information must match exactly with what we have on file for your account, including any special characters that were used.

First name (Ray) *

Enter your first name as provided to your school.

Last name (Martin) *

Enter your last name as provided to your school.

Password *

Enter the Password used when you created your account.

REQUIRED DISCLOSURES

MINIMUM ELECTRONIC SIGNATURE HARDWARE & SOFTWARE REQUIREMENTS

3/3

BACK

SIGN

Student Request Parent Signature



Ray Martin

<<

Status: Needed (2) Submitted (0) Satisfied (1) Unsatisfied (0)

Show All Documents

Dashboard

Documents 2

Useful Links

Documents

CASFA Application Status

Welcome Student! Thank you for taking the time to complete the Colorado Application for State Financial Aid. We are not collecting documents at this time. All form(s) and information requested for processing your CASFA application should be submitted to the Office of Financial Aid at your designated institution. To check the status of your pending CASFA application, please contact your financial aid office.

Show Full Info

My Documents

Colorado Application for State Financial Aid 2024-2025

2024-2025 Federal Award Year

REQUEST PARENT SIGNATURE

Status as of 12/13/2023

Review and Update



Colorado Application for State Financial Aid 2023-2024

2023-2024 Federal Award Year

NOT STARTED

Status as of 12/13/2023

Review and Update

Student Request Parent Signature Continued



Ray Martin

Dashboard

Documents 2

Useful Links

Status: Needed (2) Submitted (0) Satisfied (1) Unsatisfied (0)

Show All Documents

Documents

CASFA Application Status

Welcome Student! Thank you for taking the time to complete the Colorado Application for State Financial Aid. We are not collecting documents at this time. All form(s) and information requested for processing your CASFA application should be submitted to the Office of Financial Aid at your designated institution. To check the status of your pending CASFA application, please contact your financial aid office.

Show Full Info

My Documents

Colorado Application for State Financial Aid 2024-2025

2024-2025 Federal Award Year

REQUEST PARENT SIGNATURE

Status as of 12/13/2023

Attachments

Colorado Application for State Financial Aid 2024-2025.pdf
133 KB



REQUEST PARENT SIGNATURE

Close

Student Request Parent Signature Continued

The screenshot shows a web application interface for CASFA. The top navigation bar includes the CASFA logo and the user name 'Ray Martin'. A status bar at the top right shows filters for document status: 'Status: Needed (2) Submitted (0) Satisfied (1) Unsatisfied (0)'. A 'Show All Documents' button is also present.

The main content area is titled 'Documents' and features a 'CASFA Application Status' section. A modal window is open over this section, titled 'Colorado Application for State Financial Aid 2024-2025'. The modal contains the following text and elements:

- 'Please choose parent to sign:' followed by two radio button options: SAM MARTIN and PAT Martin.
- 'And enter his/her e-mail for invitation.' followed by an 'Email' input field containing 'casfa.cdhe.2023+test35@gmail.com' with a green checkmark to its right.
- Two buttons at the bottom: 'SEND INVITATION' (dark blue) and 'CANCEL' (white with dark blue border).

Red arrows point from the 'SEND INVITATION' button in the modal to the 'REQUEST PARENT SIGNATURE' button on the application card in the background. The application card also shows a 'REQUEST PARENT SIGNATURE' button and a 'Close' button.

Open email invitation, click hyperlink

Dear SAM MARTIN,

Ray Martin has requested your signature on the CASFA Application.

IMPORTANT: If sharing a device with the student, please make sure the student has logged out of their CASFA account and closed all CASFA application browser windows BEFORE clicking on any weblinks in this email.

Log In To Your Account

Please log into the application website by clicking on the following link <https://cdhestudentxqa.regenteducation.net/parents?t=166b7971cb5a4fdf9c4598a1435b050e>. To sign in, please enter your email address and password to sign the form.

If you are unable to remember your password, please click the "Reset your Password" option on the login page.

Create an Account

If you need to create an account, please click on the following link and you will be prompted to create your account: <https://cdhestudentxqa.regenteducation.net/parents?t=166b7971cb5a4fdf9c4598a1435b050e>. Please note, if you do not have a SSN, DACA, or ITIN number, please enter zeros in this field. (ex. 0000)

IMPORTANT: If you do not take any action, this link will expire in 72 hours.

If you have any questions about your account or the signature process, please contact the Colorado Department of Higher Education at CASFA@dhe.state.co.us.

Sincerely,
Colorado Department of Higher Education



For Parents

Step 1: Account Creation

Registration Step 1 of 3: Account Creation



Sign Up

Please fill out the form below to create your account.

All the information you provide will be kept in strictest confidence. Once you complete setting up your account, you will gain access to the Student Portal.

Email

Please ensure that this is a valid, permanent email address that you check regularly.

Confirm Email

Password

- New passwords must be at least 8 characters and meet the following:
- 1 upper case (A-Z) characters
 - 1 lower case (a-z) characters
 - 1 numeric characters (0-9)
 - 1 special characters (e.g. !@#%&*)
 - Not exceed 2 sequential numbers (e.g. 12, 456, 789)
 - Not exceed 2 repeating characters or numbers (e.g. AA, bb, 77, &&)
 - Do not include common words or names.

Confirm Password

Please show you are not a robot



CANCEL

CONTINUE

Step 2: Email Authentication

Registration Step 2 of 3: Email Authentication

Please validate your email

We sent you a confirmation email with a link to activate your account.

Access your email account and click on the link provided in the confirmation email.

Click [here](#) to send a new confirmation email to casfa.cdhe.2023+test35@gmail.com.

Open email, click hyperlink

noreply@cdhestudentxqa.regineducation.net

to casfa.cdhe.2023+test35 ▾

9:11PM (0

Hello,

Follow this link to verify your email address.

https://cdhestudentxqa.regineducation.net/success?mode=verifyEmail&oobCode=gUaIFb_q4ZdrfavZUARNgnVf2wUS02CAMdA-EYrhMhIAAGMYV7sEg&apiKey=AlzaSyDcZmAJeZ0zcp8i4dsvQgnP1iopfOkHOR0&lang=en

...

If you didn't ask to verify this address, you can ignore this email.

Thanks,

Your CDHE StudentX QA team



Thank you

Thank you for validating your account. Select "Continue" to log in and complete the final step of account registration.

CONTINUE



Sign In

Email

Password


The 2024-25 CASFA will launch December 2023 to align with the Better FAFSA release. Please

[Show Full Info](#)

Remember me [Reset your Password](#)

SIGN IN

Don't have an account? [Sign Up](#)



Parent sign into account

Registration Step 3 of 3: Parent Account Validation



Financial Aid Account

Please complete the following registration form using your name as it is listed in the email invitation you received.

First Name

Last Name

Last 4 digits of your Social Security, DACA, or ITIN number

Date of Birth (mm/dd/yyyy):



[LOGOUT](#)

DONE

Welcome Parents!



Filter By:

Status: Needed (1) Submitted (0) Satisfied (1) Unsatisfied (0)

Show All Documents



Documents

CASFA Application Status

Welcome Parents! Thank you for taking the time to complete the Colorado Application for State Financial Aid with your student. We are not collecting documents at this time. All form(s) and information requested for processing your students CASFA application should be submitted to the Office of Financial Aid at their designated institution. Please contact the financial aid office to check the status of their CASFA application.

Show Full Info

My Documents

Colorado Application for State Financial Aid 2024-2025
2024-2025 Federal Award Year

PENDING PARENT SIGNATURE

Status as of 12/13/2023

[Review and Update](#)

Parent Sign Form



SAM MARTIN

Filter By:

Status: Needed (1) Submitted (0) Satisfied (1) Unsatisfied (0)

Show All Documents

Documents

CASFA Application Status

Welcome Parents! Thank you for taking the time to complete the Colorado Application for State Financial Aid with your student. We are not collecting documents at this time. All form(s) and information requested for processing your students CASFA application should be submitted to the Office of Financial Aid at their designated institution. Please contact the financial aid office to check the status of their CASFA application.

Show Full Info

My Documents

Colorado Application for State Financial Aid 2024-2025

2024-2025 Federal Award Year

PENDING PARENT SIGNATURE

Status as of 12/13/2023

Attachments

Colorado Application for State Financial Aid 2024-2025.pdf
133 KB



PLEASE CLICK ON "SIGN FORM"



SIGN FORM

START, EDIT OR COMPLETE A FORM



Please DO NOT click here



Close

Parent E-Sign Document



Colorado Application for State Financial Aid 2024-2025

Exit

- ✓ Student Information
- ✓ Student College or Career School Plans
- ✓ Student Circumstances
- ✓ Student Family Information
- ✓ Student Financial Information
- ✓ Student School List
- ✓ Parent Information
- ✓ Parent Financial Information
- ✓ Parent Spouse or Partner Information
- ✓ Additional Questions

 E-Signature

Step 1: Signature Options

You have been selected by Ray Martin to sign the Colorado Application for State Financial Aid 2024-2025. You will be required to review the Colorado Application for State Financial Aid 2024-2025, sign the form and submit the form for processing. Please select one of the signature options below to sign and submit the Colorado Application for State Financial Aid 2024-2025.

Select the **Electronically Sign Forms** option for the fastest option for processing financial aid forms. You will have the option to review all information prior to submitting it. You will also be able to print copies of all forms signed electronically. If you want to sign your form with an electronic signature, please select this option below.

Selecting **Or choose another option** is not an electronic signature option and requires that you print your completed forms, review them for accuracy, and then provide a wet signature and upload or send your form. This process is manual and may result in delays in processing your financial aid forms and receiving your financial aid funds. If you do not want to electronically sign your forms, please select this option below.

1/3



E-SIGN DOCUMENT

OR CHOOSE ANOTHER OPTION

Parent E-Sign Document Continued



Colorado Application for State Financial Aid 2024-2025


- ✓ Student Information
- ✓ Student College or Career School Plans
- ✓ Student Circumstances
- ✓ Student Family Information
- ✓ Student Financial Information
- ✓ Student School List
- ✓ Parent Information
- ✓ Parent Financial Information
- ✓ Parent Spouse or Partner Information
- ✓ Additional Questions
- E-Signature**

Step 2: View My Forms Exit

Please click on the download icon next to the document name to view the completed form. You should review the information carefully and if you need to make changes, please select the appropriate section to the left and make the necessary updates.

If your forms are complete and accurate and no changes are necessary, please check the acknowledgment box below and proceed to the next page.

Forms

[Colorado Application for State Financial Aid 2024-2025](#) 

I acknowledge that all information provided on my Colorado Application for State Financial Aid 2024-2025 is true and correct.

2/3

[BACK](#) [NEXT](#)



Parent E-Sign Document Continued



Colorado Application for State Financial Aid 2024-2025

- ✓ Student Information
- ✓ Student College or Career School Plans
- ✓ Student Circumstances
- ✓ Student Family Information
- ✓ Student Financial Information
- ✓ Student School List
- ✓ Parent Information
- ✓ Parent Financial Information
- ✓ Parent Spouse or Partner Information
- ✓ Additional Questions

E-Signature

Exit

Step 3: Consent & Disclosures

You have elected to electronically sign the Colorado Application for State Financial Aid 2024-2025. Please note that your electronic signature is still valid if errors exist on your form. If you need to make corrections to the form before signing, please go to the appropriate section on the left navigation bar and make your changes. If you need to make corrections to your form after you electronically sign, please contact the Colorado Department of Higher Education.

Please provide the information below to complete the electronic signature process. Your information must match exactly with what we have on file for your account, including any special characters that were used.

First name (SAM) *

SAM

Enter your first name as you entered it when you created your account (may have been either full name or just first initial).

Last name (MARTIN) *

MARTIN

Enter the last name used when you created your account.

Password *

.....

Enter the Password used when you created your account.

REQUIRED DISCLOSURES

MINIMUM ELECTRONIC SIGNATURE HARDWARE & SOFTWARE REQUIREMENTS

3/3

BACK

SIGN

DONE!!!



SAM MARTIN 

Filter By:

Status: Needed (0) Submitted (0) Satisfied (1) Unsatisfied (0)

[Show All Documents](#)



Documents

CASFA Application Status



Welcome Parents! Thank you for taking the time to complete the Colorado Application for State Financial Aid with your student. We are not collecting documents at this time. All form(s) and information requested for processing your students CASFA application should be submitted to the Office of Financial Aid at their designated institution. Please contact the financial aid office to check the status of their CASFA application.

[Show Full Info](#)

My Documents

You're all caught up on Required Documents!

Student Aid Index



CASFA logo

Ray Martin

Status: Needed (2) Submitted (0) Satisfied (1) Unsatisfied (0) [Show All Documents](#)

Dashboard Documents Useful Links

Documents

CASFA Application Status


Welcome Student! Thank you for taking the time to complete the Colorado Application for State Financial Aid. We are not collecting documents at this time. All form(s) and information requested for processing your CASFA application should be submitted to the Office of Financial Aid at your designated institution. To check the status of your pending CASFA application, please contact your financial aid office.

[Show Full Info](#)

My Documents

Document Name	Status	Download
Colorado Application for State Financial Aid 2024-2025 2024-2025 Federal Award Year	SATISFIED <i>Status as of 12/13/2023</i>	
Colorado Application for State Financial Aid 2024-2025.pdf 133 KB		
Colorado Application for State Financial Aid 2024-2025.pdf 133 KB		

[Close](#)



CASFA Submission Summary pdf


2024–2025 Colorado Application for State Financial Aid 2024–2025

STUDENT INFORMATION	
Student Identity Information Información de identidad del estudiante	
<p>Provide the student's first name, middle name, and last name exactly as it appears on the student's Social Security, DACA, or ITIN card, and provide the student's date of birth. If the student does not have a Social Security, DACA, or ITIN card, the student's first/last name should match the name provided to the student's college(s).</p> <p>Proporcione el nombre, segundo nombre y apellido del estudiante exactamente como aparecen en la tarjeta del Seguro Social, DACA o ITIN del estudiante, y proporcione la fecha de nacimiento del estudiante. Si el estudiante no tiene una tarjeta de Seguro Social, DACA o ITIN, el nombre/apellido del estudiante debe coincidir con el nombre proporcionado a la(s) universidad(es) del estudiante.</p>	
First name Nombre	RAY
Last name Apellido	MARTIN
Date of birth Fecha de nacimiento MM/DD/YYYY	1/1/2005
Social Security number (SSN) Número de seguro social (SSN)	
<p>Provide the exact number listed on the student's Social Security card, excluding the dashes. If the student does not have a Social Security number, leave blank.</p> <p>Proporcione el número exacto que figura en la tarjeta de Seguro Social del estudiante, excluyendo los guiones. Si el estudiante no tiene un número de Seguro Social, déjelo en blanco.</p>	
Student Contact Information Información de contacto del estudiante	
Email address	

CASFA Submission Summary includes SAI

Calculated Student Aid Index (SAI):

-447



Certifications and Signatures

Each person signing below certifies that all of the information reported is complete and correct. The student and one parent whose information was reported must sign and date.

WARNING: If you purposely give false or misleading information you may be fined, be sent to prison, or both.

RAY MARTIN

14929

Print Student's Name

Student's ID Number

Electronically signed By RAY MARTIN

12/12/2023 9:05 PM MST

Student's Signature (Required)

Date

Electronically signed By SAM MARTIN

12/12/2023 9:16 PM MST

Parent's Signature (Required)

Date

Tips and tricks for 2024-25 CASFA

- Students can edit their documents (forms) once the status is SATISFIED

The screenshot displays the CASFA application status dashboard. At the top, the user is identified as Ray Martin. The status summary shows: Needed (1), Submitted (0), Satisfied (1), and Unsatisfied (0). A 'Show All Documents' button is visible. The main content area is titled 'Documents' and includes a 'CASFA Application Status' message. Below this, the 'My Documents' section lists two applications: 'Colorado Application for State Financial Aid 2023-2024' (status: NOT STARTED) and 'Colorado Application for State Financial Aid 2024-2025' (status: SATISFIED). A red arrow points to the 'Review and Update' button for the 2024-2025 application.

Dashboard

Documents 1

Useful Links

Status: Needed (1) Submitted (0) Satisfied (1) Unsatisfied (0) Show All Documents

Documents

CASFA Application Status

Welcome Student! Thank you for taking the time to complete the Colorado Application for State Financial Aid. We are not collecting documents at this time. All form(s) and information requested for processing your CASFA application should be submitted to the Office of Financial Aid at your designated institution. To check the status of your pending CASFA application, please contact your financial aid office.

Show Full Info

My Documents

Colorado Application for State Financial Aid 2023-2024
2023-2024 Federal Award Year

NOT STARTED

Status as of 01/05/2024

Review and Update

Colorado Application for State Financial Aid 2024-2025
2024-2025 Federal Award Year

SATISFIED

Status as of 01/05/2024

Review and Update

Tips and tricks for 2024-25 CASFA

- Students can edit their documents (forms) once the status is SATISFIED (continued)

The screenshot displays the 'Colorado Application for State Financial Aid 2024-2025' interface. At the top right, a green 'SATISFIED' status badge is visible, with the text 'Status as of 01/05/2024' below it. The 'Comment(s)' section shows a message: 'Your calculated Student Aid Index for this year is -1500.' Under the 'Attachments' section, two PDF files are listed: 'Colorado Application for State Financial Aid 2024-2025.pdf' (128 KB) and another identical file (127 KB). To the right of each attachment is a download icon. A large red arrow points from the top of the page down to a dark blue button labeled 'EDIT COMPLETED FORM' at the bottom center. A 'Close' button is located in the bottom right corner of the interface.

Tips and tricks for 2024-25 CASFA

- When students edit their document to add or delete a college, the student **is** required to electronically sign (esign) again, while the parent **is NOT** required to esign again.
- Students and parents must esign the CASFA. There is no paper version.
- Students can **SAVE** their progress on their CASFA form using the "Exit" button.



The screenshot displays the CASFA application interface for the 2024-2025 Colorado Application for State Financial Aid. The top navigation bar includes the CASFA logo and the user name 'Ray Martin'. The main content area is titled 'Colorado Application for State Financial Aid 2024-2025' and shows the 'Student Identity Information' section. A red arrow points to the 'Exit' button in the top right corner of the form area.

Save function soon to say "Save and Exit"

Immigration Status-related Concerns

- The 2024-25 CASFA requires 2022 income tax information. If the student or parent does not have a Social Security number (SSN), they can apply for an Individual Taxpayer Identification Number (ITIN). The ITIN application process and annual tax filing is separate from federal immigration enforcement and is generally safe (<https://www.nilc.org/issues/taxes/itinfaq/>) for undocumented immigrants.

Is it safe to use an ITIN?

Generally, yes. The IRS has strong privacy protections in place to ensure that immigrants who report their income and file their taxes are not at risk of having their information shared. Under Internal Revenue Code section 6103, the IRS is generally prohibited from disclosing taxpayer information, including to other federal agencies. However, certain exceptions apply. For example, the IRS is required to disclose taxpayer information to certain U.S. Treasury Department employees when they request it for tax administration purposes or to other federal agencies if it's needed for a nontax criminal investigation and a federal court has ordered that it be provided.

Immigration Status-related Concerns (cont)

- The CASFA currently uses the language "DACA number", which is merely a colloquial term because a formal "DACA number" doesn't exist. If a student has DACA , they can apply for an Employment Authorization Document (EAD), or work permit, and with their EAD then can apply for an SSN.
 - If a student has DACA, they enter their SSN into the CASFA.

Troubleshooting Tips

Accuracy with names, date of birth, email address, etc.

- Students should use their full legal name to create their CASFA account and complete individual aid year forms/documents.
- Students should use extreme care to enter their personal information accurately the first time.
- Students without a Social Security number leave the field blank.

Creating an Account

- Students should use their personal email, not their high school or college email, to ensure they have continued access to their CASFA application throughout their post-secondary education. Students cannot make changes to their user profile once the account has been created.
- Account creation email validation messages may end up in SPAM folders. Please encourage students and families to check there.

Ensure applicant enters parent information accurately.

- Parents without a SSN or ITIN enter 000000000

Troubleshooting Tips

Menu along lefthand side of form/document can be used to determine which sections are complete and which need to be completed.

Skip logic technology generates information based on applicant responses.

The screenshot shows a web application interface with a dark blue header containing the CASFA logo. Below the header is a navigation menu on the left with three items: 'Dashboard', 'Documents' (highlighted in dark blue with a red '2' notification badge), and 'Useful Links'. To the right of the menu is a list of sections, each with a checkmark icon. The sections are: 'Student Information', 'Student College or Career School Plans', 'Student Circumstances', 'Student Family Information' (highlighted in dark blue), 'Student Financial Information', 'Student School List', 'Parent Information', 'Parent Financial Information', and 'Additional Questions'. A red arrow points from the text 'Dependent student will provide "parent" information' to the 'Parent Financial Information' section.

Dependent student will provide "parent" information

Troubleshooting Tips

NOTE: Most of the inquiries I receive about CASFA problems revolve around the parent signature process. Please support your students and families in following the instructions on the CASFA portal and form/document.

- Parent email invitation may end up in SPAM folder. Please encourage families to check there.

Dear SAM MARTIN,

Ray Martin has requested your signature on the CASFA Application.

IMPORTANT: If sharing a device with the student, please make sure the student has logged out of their CASFA account and closed all CASFA application browser windows BEFORE clicking on any weblinks in this email.

Log In To Your Account

Please log into the application website by clicking on the following link <https://cdhestudentxqa.regenteducation.net/parents?t=166b7971cb5a4fdf9c4598a1435b050e>. To sign in, please enter your email address and password to sign the form.

If you are unable to remember your password, please click the "Reset your Password" option on the login page.

Create an Account

If you need to create an account, please click on the following link and you will be prompted to create your account: <https://cdhestudentxqa.regenteducation.net/parents?t=166b7971cb5a4fdf9c4598a1435b050e>. Please note, if you do not have a SSN, DACA, or ITIN number, please enter zeros in this field. (ex. 0000)

IMPORTANT: If you do not take any action, this link will expire in 72 hours.

If you have any questions about your account or the signature process, please contact the Colorado Department of Higher Education at CASFA@dhe.state.co.us.

Sincerely,
Colorado Department of Higher Education

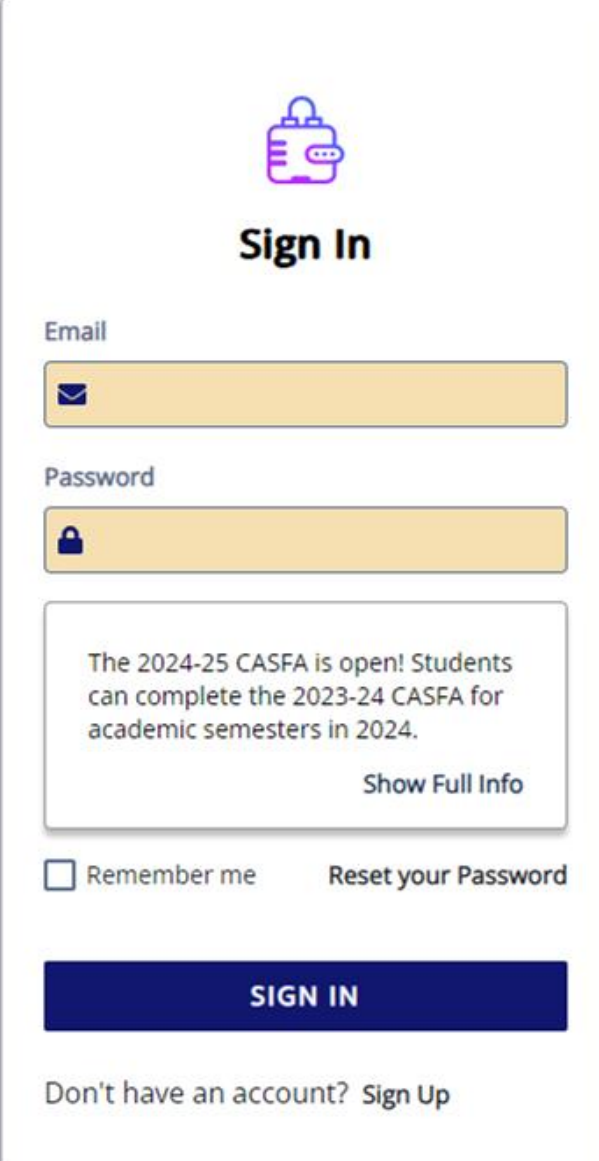



Troubleshooting Tips

If a parent clicks the link in their email invitation and the CASFA takes them to this sign in page, their email address is already linked to a CASFA account (hopefully a parent account and NOT a student account).

Enter email and password and click Sign In if parent knows their credentials.

If not, click Reset your Password and use the email address from the parent email invitation.





Sign In

Email

Password

The 2024-25 CASFA is open! Students can complete the 2023-24 CASFA for academic semesters in 2024.

[Show Full Info](#)

Remember me [Reset your Password](#)

SIGN IN

Don't have an account? [Sign Up](#)

Contact Info

Colorado Department of Higher Education CASFA
Website

- cdhe.colorado.gov/CASFA
- cdhe.colorado.gov/students/preparing-for-college/postsecondary-education-programs-and-services

Sophie Vogel, CASFA Coordinator



CASFA@dhe.state.co.us



sophie.vogel@dhe.state.co.us

Questions?

Thank You!

CASFA Highlights

February 1, 2024

