

IPEDS 2022-23 Data Collection System

IPEDS HELP DESK (877) 225-2568 | ipedshelp@rti.org

OMB NO. 1850-0582 v.30 : Approval Expires 8/31/2025

User ID: P1275651

Student Financial Aid 2022-23

Institution: Metropolitan State University of Denver (127565)

User ID: P1275651

Overview

IPEDS Student Financial Aid Component Overview - Public Academic Reporters

Welcome to the Student Financial Aid (SFA) component. The purpose of the SFA component is to collect information about financial aid provided to various groups of undergraduate students and military/veteran educational benefits for all students at your institution.

Data Reporting Reminders:

- Report data to accurately reflect the time period corresponding with the IPEDS survey component, even if such reporting is seemingly inconsistent with prior-year reporting.

- Undergraduate Student Groups

You will be asked to report information for different groups of students.

- Group 1: All undergraduate students
- Group 2: Of Group 1, full-time, first-time degree/certificate-seeking students (FTFT)
- Group 3: Of Group 2, FTFT students who paid the lower of in-state/in-district tuition rate and were awarded any grant/scholarship aid from the federal government, state/local government, or the institution
- Group 4: Of Group 2, FTFT students who paid the lower of in-state/in-district tuition rate and were awarded any Title IV federal student aid



*Group 3 institutions include only those students paying the in-state or in-district tuition rate. The program requires the data on the federal aid provided in the institution's report program.

- COA Revisions

Revisions to Cost of Attendance (COA) used to calculate the net price of attendance can be made in this component.

Consult the instructions and screens to make sure you are reporting the correct aid amounts for the correct groups of students.

- College Affordability and Transparency Lists

Net price amounts calculated in SFA will be used to populate the U.S. Department of Education's College Affordability and Transparency lists.

- Interactive Edits and Error Messages

SFA contains interactive edits that will check for blank fields, invalid values, or values that fall outside expected ranges. Some error messages will require you to confirm or explain the values that you entered. Some error messages are fatal and will require you to contact the IPEDS Help Desk at (877) 225-2568 for resolution.

- Context Boxes

You will find optional text boxes throughout SFA. Context boxes allow you to provide more information about the data you enter. Some of these context boxes may be made available to the public on College Navigator, so make sure that the information you enter can be understood easily by students, parents, and the general public.

Changes to reporting:

The following changes were implemented for the 2022-23 data collection period:

- Degree/certificate-seeking and non-degree/certificate-seeking data items were added in Parts A and B to disaggregate financial aid award amounts reported in Part B by these student categories.
- New FAQs were added to clarify concepts.
- Minor wording changes were made for clarification.

Resources:

- To download the survey materials for this component: [Survey Materials](#)
- To access your prior year data submission for this component: [Reported Data](#)

If you have questions about completing this survey, please contact the IPEDS Help Desk at 1-877-225-2568.

Institution: Metropolitan State University of Denver (127565)


User ID: P1275651

Section 1: Part A

Part A - Establish Your Groups

Reporting Reminders:

- Part A establishes the number of students in various groups. Note that the numbers on this screen will be carried forward to other parts of the Student Financial Aid component.
- In the fields below, report the number of students in each of the following groups.

		 Fall 2021	YOUR PRIOR YEAR DATA
			Fall 2020
01	Group 1 All <u>undergraduate</u> students	<input type="text" value="16,515"/>	17,988
01a	Of those in Group 1, those who are degree/certificate-seeking	<input type="text" value="15,712"/>	
01b	Of those in Group 1, those who are non-degree/non-certificate-seeking (Line 01 – Line 01a)	<input type="text" value="803"/>	
02	Group 2 Of those in Group 1, those who are <u>full-time</u> , <u>first-time</u> degree/certificate-seeking	<input type="text" value="1,519"/>	1,675
02a	Of those in Group 2, those who were awarded any <u>Federal Work Study</u> , <u>loans to students</u> , or grant or scholarship aid from the federal government, state/local government, the institution, or other sources known to the institution	<input checked="" type="checkbox"/> <input type="text" value="1,519"/>	1,198
02b	Of those in Group 2, those who were awarded any <u>loans to students</u> or grant or scholarship aid from the federal government, state/local government, or the institution	<input type="text" value="1,519"/>	1,168
03	Group 3 Of those in Group 2, those paying the lower of in-state or in-district tuition rate who were awarded grant or scholarship aid from the federal government, state/local government, or the institution	<input type="text" value="897"/>	986
04	Group 4 Of those in Group 2, those paying the lower of in-state or in-district tuition rate who were awarded any <u>Title IV federal student aid</u>	<input type="text" value="823"/>	739

Institution: Metropolitan State University of Denver (127565)

User ID: P1275651

Section 1: Part B**Part B - Enter Information About Group 1**

Reporting Reminders:

- Group 1 students are **ALL undergraduate** students (including first-time students) enrolled in Fall 2021.
- For this part, report:

For These Students	The Following Type(s) of Aid	Awarded in This Period
<ul style="list-style-type: none"> • All undergraduate students enrolled in Fall 2021 for the 2021-22 academic year as defined by the institution 	<ul style="list-style-type: none"> • Grant or scholarship aid from: <ul style="list-style-type: none"> ◦ federal government ◦ state/local government ◦ the institution ◦ other sources known to the institution • Loans to students from: <ul style="list-style-type: none"> ◦ the federal government 	<ul style="list-style-type: none"> • Any time during academic year 2021-22

- In the fields below, report the number of Group 1 students and the total amount of aid awarded to these students for each type of aid.

Information from Part A	Fall 2021
Group 1: All undergraduate students (This number is carried forward from Part A, Line 01.)	16,515
Of those in Group 1, those who are degree/certificate-seeking (This number is carried forward from Part A, Line 01a.)	15,712
Of those in Group 1, those who are non-degree/non-certificate-seeking (This number is carried forward from Part A, Line 01b.)	803

Aid Type		2021-22											
		All undergraduate students (Group 1)				All degree/certificate-seeking undergraduates				All non-degree/non-certificate-seeking undergraduates			
		Number students who were awarded aid	Percentage of students who were awarded aid	Total amount of aid awarded	Average amount of aid awarded (Col.3/Col.1)	Number students who were awarded aid	Percentage of students who were awarded aid	Total amount of aid awarded	Average amount of aid awarded (Col.7/Col.5)	Number students who were awarded aid (Col.1-Col.5)	Percentage of students who were awarded aid	Total amount of aid awarded (Col.3-Col.7)	Average amount of aid awarded
		Col. 1	Col. 2	Col. 3	Col. 4	Col. 5	Col. 6	Col. 7	Col. 8	Col. 9	Col. 10	Col. 11	Col. 12
01	Grant or scholarship aid from the federal government, state/local government, the institution, and other sources known to the institution (Do NOT include federal student loans)	16,057	97	81,897,324	5,100	15,288	97	81,269,243	5,316	769	96	628,081	817
	02 Federal Pell Grants	5,488	33	23,357,876	4,256	5,488	35	23,357,876	4,256				
03	Federal student loans	5,227	32	37,280,894	7,132	5,227	33	37,280,894	7,132				



You may use the box below to provide additional context for the data you have reported above. Context notes will be posted on the College Navigator website. Therefore, you should write all context notes using proper grammar (e.g., complete sentences with punctuation) and common language that can be easily understood by students and parents (e.g., spell out acronyms).

Non-applicable



--

Institution: Metropolitan State University of Denver (127565)

User ID: P1275651

Section 1: Part C, Page 1

Part C, Page 1 - Enter Information about Group 2

Reporting Reminders:

- Group 2 students are all full-time, first-time degree/certificate-seeking undergraduate students enrolled in Fall 2021.
- In the fields below, report the number of Group 2 students paying in-district, in-state, and out-of-state tuition rates. If your institution does not offer different rates, report all students as paying in-state tuition rates.

Information from Part A	Fall 2021
Group 2: Full-time, first-time degree/certificate-seeking undergraduates (This number is carried forward from Part A, Line 02)	1,519

Group 2 students:			YOUR PRIOR YEAR DATA	
			Fall 2021	
			Number of Group 2 students	Percentage of Group 2 students
01	01a	<u>paying in-district tuition rates</u>	0	0
	01b	<u>paying in-state tuition rates</u>	1,450	95
	01c	<u>paying out-of-state tuition rates</u>	69	5
	01d	Unknown (calculated value) This value is calculated using the following formula: [A02-(C01a+C01b+C01c)]	0	0

Institution: Metropolitan State University of Denver (127565)

User ID: P1275651

Section 1: Part C, Page 2

Part C, Page 2 - Enter Information about Group 2

Reporting Reminders:

- Part C includes financial aid information about Group 2. Group 2 students are all full-time, first-time degree/certificate-seeking undergraduate students enrolled in Fall 2021.
- For this part, report:

For These Students	The Following Type(s) of Aid	Awarded in This Period
<ul style="list-style-type: none"> Full-time, first-time degree/certificate-seeking undergraduate students enrolled in Fall 2021 for the 2021-22 academic year as defined by the institution 	<ul style="list-style-type: none"> Grant or scholarship aid from: <ul style="list-style-type: none"> federal government state/local government the institution Loans to students from: <ul style="list-style-type: none"> the federal government other sources, including private or other loans Do not include: <ul style="list-style-type: none"> grant or scholarship aid from private or other sources PLUS loans or loans made to anyone other than the student 	<ul style="list-style-type: none"> Any time during academic year 2021-22 For program reporters, this is the aid year period from July 1, 2021 through June 30, 2022.


- In the fields below, report the number of Group 2 students and the total amount of aid awarded to these students for each type of aid. Enter unduplicated student counts within a category (e.g., Federal Pell Grants). However, a student can appear in more than one aid category.

Information from Part A	Fall 2021
Group 2: Full-time, first-time degree/certificate-seeking undergraduates (This number is carried forward from Part A, Line 02)	1,519
Group 2a: (This number is carried forward from Part A, Line 02a) <ul style="list-style-type: none"> Of those in Group 2, those who were awarded: <ul style="list-style-type: none"> Federal Work Study Loans to students Grant or scholarship aid from the federal government, state/local government, or the institution Other sources known to the institution 	1,519

Group 2b (This number is carried forward from Part A, Line 02b) <ul style="list-style-type: none"> Of those in Group 2, those who were awarded: <ul style="list-style-type: none"> Loans to students Grant or scholarship aid from the federal government, state/local government, or the institution 	1,519
Group 3 (This number is carried forward from Part A, Line 03) <ul style="list-style-type: none"> Of those in Group 2, those who paid the lower of in-state or in-district tuition rate and were awarded: <ul style="list-style-type: none"> Grant or scholarship aid from the federal government, state/local government, or the institution 	897

Aid Type		Fall 2021				YOUR PRIOR YEAR DATA
		Fall 2021				Fall 2020
		Number of Group 2 students who were awarded aid	Percentage of Group 2 students who were awarded aid	Total amount of aid awarded to Group 2 students	Average amount of aid awarded to Group 2 students	Average amount of aid awarded to Group 2 students
01	Grants or scholarships from the federal government, state/local government, or the institution	1,519	100	9,007,793	<input checked="" type="checkbox"/> 5,930	6,912
02	<u>Federal grants</u>	1,519	100	5,111,437	<input checked="" type="checkbox"/> 3,365	4,832
02a	Federal <u>Pell Grants</u>	619	41	2,985,159	4,823	4,284
02b	<u>Other federal grants</u>	1,517	100	2,126,278	1,402	1,252
03	<u>State/local government grants or scholarships</u> (includes <u>fellowships</u> /tuition waivers/exemptions)	683	45	2,368,015	3,467	3,060
04	<u>Institutional grants or scholarships</u> (includes <u>fellowships</u> /tuition waivers/exemptions)	447	29	1,528,341	3,419	3,033
05	<u>Loans to students</u>	497	33	2,869,101	5,773	5,464
05a	Federal loans	488	32	2,460,304	5,042	5,116

05b	Other loans (including private loans)	<div>30</div>	2	<div>408,797</div>	<input checked="" type="checkbox"/> 13,627	10,638
-----	---------------------------------------	---------------	---	--------------------	--	--------

 You may use the box below to provide additional context for the data you have reported above. Context notes will be posted on the College Navigator website. Therefore, you should write all context notes using proper grammar (e.g., complete sentences with punctuation) and common language that can be easily understood by students and parents (e.g., spell out acronyms).

Non-applicable

Institution: Metropolitan State University of Denver (127565)

User ID: P1275651

Section 1: Comparison Chart

Comparison Chart

Reporting Reminders:

- Based on the information reported on the previous screens for Group 1 (all undergraduates) and Group 2 (full-time, first-time degree/certificate-seeking undergraduates), this comparison chart seeks to help institutions check their reported data. Assuming that the information on Groups 1 and 2 is correct, then the calculated fields for 'All Other Undergraduates' should be the balance (Group 1 minus Group 2). If the balance does not check with your institution's calculations, please correct your reported numbers for Groups 1 and 2 before moving forward with the completion of the SFA survey component.

Note:

- Data for the 'All Other Undergraduates' will appear in the IPEDS Data Center for data users, but not in College Navigator.

		Fall 2021	Academic Year 2021-22	Academic Year 2021-22
		Number of students	Federal Pell grants	Federal Student Loans
01	Group 1 (all undergraduates)	16,515		
02	Number of students who were awarded aid		5,488	5,227
03	Percentage who were awarded aid		33	32
04	Total amount of aid awarded		23,357,876	37,280,894
05	Average amount of aid awarded		4,256	7,132
06	Group 2 (Full-time, first-time undergraduates)	1,519		
07	Number of students who were awarded aid		619	488
08	Percentage who were awarded aid		41	32
09	Total amount of aid awarded		2,985,159	2,460,304
10	Average amount of aid awarded		4,823	5,042
11	All other undergraduates (Line 01 - Line 06)	14,996		
12	Number of students who were awarded aid (Line 02 - Line 07)		4,869	4,739

13	Percentage who were awarded aid (Line 12 / Line 11)		32	32
14	Total amount of aid awarded (Line 04 - Line 09)		20,372,717	34,820,590
15	Average amount of aid awarded (Line 14 / Line 12)		4,184	7,348

Institution: Metropolitan State University of Denver (127565)

User ID: P1275651

Section 1: Cost of Attendance

Cost of attendance for full-time, first-time undergraduate students

Reporting Reminders:

- Please enter the amounts requested below. These data will be made available to the public on College Navigator. If your institution participates in any Title IV programs (Federal Pell Grant, Federal Direct Loan, etc.), you must complete all information.
- Estimates of expenses for books and supplies, room and board, and other expenses are those from the **Cost of Attendance report** used by the financial aid office in determining financial need. Please talk to your financial aid office to get these numbers to ensure that you are reporting correctly.
- These numbers are carried forward from Institutional Characteristics and should only be changed if an error was made in the reporting.

Charges for full academic year	2019-20	2020-21	2021-22
Published <u>tuition</u> and <u>required fees</u> :			
<u>In-district</u>			
Tuition	6,432	7,236	8,280
Required fees	1,719	1,457	1,741
Tuition + fees total	8,151	8,693	10,021
<u>In-state</u>			
Tuition	6,432	7,236	8,280
Required fees	1,719	1,457	1,741
Tuition + fees total	8,151	8,693	10,021
<u>Out-of-state</u>			
Tuition	20,009	22,510	25,761
Required fees	1,719	1,457	1,741
Tuition + fees total	21,728	23,967	27,502
 <u>Books and supplies</u>	1,400	1,400	1,460

<u>Off-campus (not with family):</u>			
Room and board	11,799	11,799	13,160
Other expenses	6,141	6,141	6,080
Room and board and other expenses	17,940	17,940	19,240
i <u>Off-campus (with family):</u>			
Other expenses	5,988	5,988	5,910

Institution: Metropolitan State University of Denver (127565)

User ID: P1275651

Section 1: Part D

Part D - Enter Information about Group 3

Reporting Reminders:

- Group 3 students are all full-time, first-time degree/certificate-seeking undergraduate students enrolled Fall 2021 paying the lower of in-state or in-district tuition rate who were awarded grant or scholarship aid from the following sources: the federal government, state/local government, or the institution. The information you report in this part will be used in Part F to calculate average institutional net price.
- For this part, report:

For These Students	The Following Type(s) of Aid	Awarded in This Period
<ul style="list-style-type: none"> Full-time, first-time degree/certificate-seeking undergraduate students enrolled in Fall 2021 for the 2021-22 academic year as defined by the institution paying the lower of in-state or in-district tuition rate who were awarded grant or scholarship aid from the following sources: the federal government, state/local government, or the institution Do not include students who were awarded only grant or scholarship aid from private or other sources, or students who were awarded only non-grant aid 	<ul style="list-style-type: none"> Grant or scholarship aid from: <ul style="list-style-type: none"> federal government state/local government the institution Do not include: <ul style="list-style-type: none"> grant or scholarship aid from private or other sources federal student loans parent PLUS loans private loans HEERF grants Federal Work Study amounts 	<ul style="list-style-type: none"> Any time during academic year 2021-22

- In the fields below, report the number of Group 3 students with each type of living arrangement and the total amount of grant or scholarship aid from the federal government, state/local government, or the institution awarded to these students.

Information from Part A:	YOUR PRIOR YEAR DATA 2019-20	YOUR PRIOR YEAR DATA 2020-21	2021-22
Group 3 Full-time, first-time degree/certificate-seeking undergraduate students paying the lower of in-state or in-district tuition rate who were awarded grant or scholarship aid from the following sources: the federal government, state/local government, or the institution (This number is carried forward from Part A, Line 03)	1,274	986	897

01	Report the number of Group 3 students with the following living arrangements:	YOUR PRIOR YEAR DATA	YOUR PRIOR YEAR DATA	
		2019-20	2020-21	2021-22
01b	<u>Off-campus (with family).</u>	<input type="text" value="833"/>	<input type="text" value="610"/>	<input type="text" value="578"/>
01c	<u>Off-campus (not with family).</u>	<input type="text" value="440"/>	<input type="text" value="376"/>	<input type="text" value="319"/>
01d	Unknown (calculated) This value is calculated using the following formula: [A03-(D01a+D01b+D01c)]	1	0	0
02	Report the total amount of grant or scholarship aid from the federal government, state/local government, or the institution awarded to Group 3 students	<input type="text" value="7,780,138"/>	<input type="text" value="6,354,216"/>	<input type="text" value="6,572,585"/>
03	Average grant or scholarship aid from the federal government, state/local government, or the institution awarded to Group 3 students (calculated value). This value is calculated using the following formula: [D02/A03]	6,107	6,444	7,327



You may use the box below to provide additional context for the data you have reported above. Context notes will be posted on the College Navigator website. Therefore, you should write all context notes using proper grammar (e.g., complete sentences with punctuation) and common language that can be easily understood by students and parents (e.g., spell out acronyms).

Non-applicable



Institution: Metropolitan State University of Denver (127565)

User ID: P1275651

Section 1: Part E

Part E – Enter Information about Group 4

Reporting Reminders:

- Part E includes financial aid information about Group 4. undergraduate students enrolled in Fall 2021 paying the lower of in-state or in-district tuition rate who were awarded any Title IV federal student aid, including federal grants or federal student loans. The information you report in this part will be used in Part G to calculate average institutional net price by income level.
- For this part, report:

For These Students	The Following Type(s) of Aid	Awarded in This Period
<ul style="list-style-type: none"> Full-time, first-time degree/certificate-seeking undergraduate students enrolled Fall 2021 for the 2021-22 academic year as defined by the institution paying the lower of in-state or in-district tuition rate who were awarded any Title IV federal student aid 	<ul style="list-style-type: none"> Grant or scholarship aid from: <ul style="list-style-type: none"> federal government state/local government the institution Do not include: <ul style="list-style-type: none"> grant or scholarship aid from private or other sources federal student loans parent PLUS loans private loans HEERF grants Federal Work Study amounts 	<ul style="list-style-type: none"> Any time during academic year 2021-22

- In the fields below, report the number of Group 4 students with each type of living arrangement and the total amount of grant or scholarship aid from the federal government, state/local government, or the institution awarded to these students by income level.

Information from Part A:		2019-20	2020-21	2021-22
Group 4 Full-time, first-time degree/certificate-seeking undergraduate students paying the lower of in-state or in-district tuition rate who were awarded any Title IV federal student aid (This number is carried forward from Part A, Line 04)		1,129	<input checked="" type="checkbox"/> 739	823
01	Report the number of Group 4 students with the following living arrangements:	YOUR PRIOR YEAR DATA	YOUR PRIOR YEAR DATA	
		2019-20	2020-21	2021-22

01b	<u>Off-campus (with family).</u>	710	<input checked="" type="checkbox"/>	431	512
01c	<u>Off-campus (not with family).</u>	419		308	311
01d	Unknown (calculated) This value is calculated using the formula: [A04-(E01a+E01b+E01c)]	0		0	0

			Number of students who were awarded any Title IV aid (Group 4)	Of those in Column 1, the number who were awarded any grant or scholarship aid from the following sources: the federal government, state/local government, or the institution	Of those in Column 1, the total amount of grant or scholarship aid awarded from the following sources: the federal government, state/local government, or the institution	i Average amount of federal, state/local, and institutional grant or scholarship aid awarded to Group 4 students
2019-20						
			Col. 1	Col. 2	Col. 3	Col. 4
02	Income level					
	02a	\$0-30,000	384	383	3,113,657	8,108
	02b	\$30,001-48,000	235	230	1,901,335	8,091
	02c	\$48,001-75,000	207	197	1,096,326	5,296
	02d	\$75,001-110,000	129	70	234,409	1,817
	02e	\$110,001 and more	174	34	46,359	266
	02f	Total all income levels	1,129	914	6,392,086	5,662

2020-21						
			Col. 1	Col. 2	Col. 3	Col. 4
03	Income level					
	03a	\$0-30,000	334	334	2,618,166	<input checked="" type="checkbox"/> 7,839

03b	\$30,001-48,000	193	193	1,609,761	8,341
03c	\$48,001-75,000	137	137	889,815	6,495
03d	\$75,001-110,000	47	47	202,690	4,313
03e	\$110,001 and more	28	28	41,813	1,493
03f	Total all income levels	<input checked="" type="checkbox"/> 739	739	5,362,245	7,256

2021-22					
		Col. 1	Col. 2	Col. 3	Col. 4
04	i Income level				
04a	\$0-30,000	266	265	2,524,421	9,490
04b	\$30,001-48,000	167	166	1,527,262	9,145
04c	\$48,001-75,000	180	169	1,199,733	6,665
04d	\$75,001-110,000	108	61	296,391	2,744
04e	\$110,001 and more	102	19	69,658	683
04f	Total all income levels	823	680	5,617,465	6,826



You may use the box below to provide additional context for the data you have reported above. Context notes will be posted on the College Navigator website.

Therefore, you should write all context notes using proper grammar (e.g., complete sentences with punctuation) and common language that can be easily understood by students and parents (e.g., spell out acronyms).

Non-applicable



Institution: Metropolitan State University of Denver (127565)

User ID: P1275651

Section 1: Part F

Part F – Net Price Calculation for Group 3


Note:

- The following net price calculation is based on information that your institution reported in the Institutional Characteristics component and the Student Financial Aid component. For more information about the data your institution reported in the Institutional Characteristics component, please contact your institution's IPEDS Keyholder.

Components of cost of attendance			YOUR PRIOR YEAR DATA	YOUR PRIOR YEAR DATA	2021-22
			2019-20	2020-21	
01	Published <u>tuition</u> and <u>required fees</u> (lower of in-state or in-district tuition rate)		8,151	8,693	10,021
02	<u>Books and supplies</u>		1,400	1,400	1,460
03	<u>Room and board</u> and <u>other expenses</u> by living arrangement				
	03b	<u>Off-campus (with family).</u>	5,988	5,988	5,910
	03c	<u>Off-campus (not with family).</u>	17,940	17,940	19,240
04	Number of Group 3 students by living arrangement				
	04b	<u>Off-campus (with family).</u>	833	610	578
	04c	<u>Off-campus (not with family).</u>	440	376	319
	04d	Unknown	1	0	0
05	Weighted average for room and board and other expenses by number of students for each living arrangement (excluding unknown values) See instructions for the formula for this calculation		10,119	10,546	10,651
06	Total cost of attendance This value is calculated using the following formula: [F01+F02+F05]		19,670	20,639	22,132
07	Average amount of grant or scholarship aid awarded to Group 3 students from the following sources: the federal government, state/local government, and the institution		6,107	6,444	7,327

08	Average institutional <u>net price</u> for Group 3 students This value is calculated using the following formula: [F06-F07]	13,563	14,195	14,805
----	--	--------	--------	--------

As required by the *Higher Education Act, as amended (2008)*, these amounts will be posted on the U.S. Department of Education’s College Navigator website and used in the U.S. Department of Education’s College Affordability and Transparency Lists.

 You may use the box below to provide additional context for the data you have reported above. Context notes will be posted on the College Navigator website. Therefore, you should write all context notes using proper grammar (e.g., complete sentences with punctuation) and common language that can be easily understood by students and parents (e.g., spell out acronyms).

Non-applicable

Institution: Metropolitan State University of Denver (127565)

User ID: P1275651

Section 1: Part G

Part G – Net Price Calculation for Group 4

Note:

- The following net price calculation is based on information that your institution reported in the Institutional Characteristics component and the Student Financial Aid component. For more information about the data your institution reported in the Institutional Characteristics component, please contact your institution's IPEDS Keyholder.

Components of cost of attendance			YOUR PRIOR YEAR DATA	YOUR PRIOR YEAR DATA	2021-22
			2019-20	2020-21	
01	Published <u>tuition</u> and <u>required fees</u> (lower of in-state or in-district tuition rate)		8,151	8,693	10,021
02	<u>Books and supplies</u>		1,400	1,400	1,460
03	<u>Room and board</u> and <u>other expenses</u> by living arrangement				
	03b	<u>Off-campus (with family).</u>	5,988	5,988	5,910
	03c	<u>Off-campus (not with family).</u>	17,940	17,940	19,240
04	Number of Group 4 students by living arrangement				
	04b	<u>Off-campus (with family).</u>	710	431	512
	04c	<u>Off-campus (not with family).</u>	419	308	311
	04d	Unknown	0	0	0
05	Weighted average for room and board and other expenses by number of students for each living arrangement (excluding unknown values) See instructions for the formula for this calculation		10,424	10,969	10,947
06	Total cost of attendance by income level This value is calculated using the following formula: [G01+G02+G05]		19,975	21,062	22,428
07	Average amount of grant or scholarship aid awarded to Group 4 students from the following sources: the federal government, state/local government, and the institution		5,662	7,256	6,826
	07a	\$0-30,000	8,108	7,839	9,490

	07b	\$30,001-48,000	8,091	8,341	9,145
	07c	\$48,001-75,000	5,296	6,495	6,665
	07d	\$75,001-110,000	1,817	4,313	2,744
	07e	\$110,001 and more	266	1,493	683
08	Average institutional <u>net price</u> for Group 4 students This value is calculated using the following formula: [G06-G07]				
	08a	\$0-30,000	11,867	13,223	12,938
	08b	\$30,001-48,000	11,884	12,721	13,283
	08c	\$48,001-75,000	14,679	14,567	15,763
	08d	\$75,001-110,000	18,158	16,749	19,684
	08e	\$110,001 and more	19,709	19,569	21,745
As required by the <i>Higher Education Act, as amended (2008)</i> , these amounts will be posted on the U.S. Department of Education's College Navigator website.					



You may use the box below to provide additional context for the data you have reported above. Context notes will be posted on the College Navigator website. Therefore, you should write all context notes using proper grammar (e.g., complete sentences with punctuation) and common language that can be easily understood by students and parents (e.g., spell out acronyms).

Non-applicable



Institution: Metropolitan State University of Denver (127565)

User ID: P1275651

Section 2: Military Servicemembers and Veteran's Benefits - Undergraduate and Graduate

Section 2: Military Servicemembers and Veteran's Benefits

Important Note:

- Report for **Post-9/11 GI Bill Benefits**: July 1, 2021 - June 30, 2022.
- Report for **Department of Defense Tuition Assistance Program**: October 1, 2021 - September 30, 2022
- **Program reporters should be reporting the information on this screen for ALL programs (not just the largest program).**

Reporting Reminders:

- Report the total number of student recipients and the total dollar amounts for each program.
- Student recipients can also include eligible dependents.
- Student recipients may be listed in both categories.
- Consult with your campus certifying official, who may not be in the student financial aid office.
- For Post-9/11 GI Bill Benefits, do not include the matching institutional aid provided through the Yellow Ribbon Program if your school participated.
- Information reported to IPEDS is only what is known to the institution.
- Enter zero (0) if your institution did not have beneficiaries for that student level or program. Please do not leave a cell blank.

Type of benefit/assistance	Number of students receiving benefits/assistance	Total dollar amount of benefits/assistance disbursed through the institution	Average dollar amount of benefits/assistance disbursed through the institution	YOUR PRIOR YEAR DATA
				Average dollar amount of benefits/assistance disbursed through the institution
<u>Post-9/11 GI Bill Benefits</u>				
Undergraduate students	314	3,483,670	11,094	8,261
Graduate students	15	221,930	14,795	8,246
Total	329	3,705,600	11,263	8,261

<u>Department of Defense Tuition Assistance Program</u>				
Undergraduate students	34	121,302	3,568	2,748
Graduate students	3	3,759	1,253	1,500
Total	37	125,061	3,380	2,719

Institution: Metropolitan State University of Denver (127565)

User ID: P1275651

Prepared by**Prepared by**

Reporting Reminders:

- The name of the preparer is being collected so that we can follow up with the appropriate person in the event that there are questions concerning the data.
- The Keyholder will be copied on all email correspondence to other preparers.
- The time it took to prepare this component is being collected so that we can continue to improve our estimate of the reporting burden associated with IPEDS.
- Please include in your estimate the time it took for you to review instructions, query and search data sources, complete and review the component, and submit the data through the Data Collection System.
- Thank you for your assistance.

This survey component was prepared by:

<input checked="" type="radio"/>	Keyholder	<input type="radio"/>	SFA Contact	<input type="radio"/>	HR Contact
<input type="radio"/>	Finance Contact	<input type="radio"/>	Academic Library Contact	<input type="radio"/>	Other
Name: <input type="text" value="Sean Petranovich"/>					
Email: <input type="text" value="spetran1@msudenver.edu"/>					

How many staff from your institution only were involved in the data collection and reporting process of this survey component?

 Number of Staff (including yourself)

How many hours did you and others from your institution only spend on each of the steps below when responding to this survey component?

Exclude the hours spent collecting data for state and other reporting purposes.

Staff member	Collecting Data Needed	Revising Data to Match IPEDS Requirements	Entering Data	Revising and Locking Data
Your office	<input type="text" value="10.00"/> hours	<input type="text" value="10.00"/> hours	<input type="text" value="5.00"/> hours	<input type="text" value="20.00"/> hours
Other offices	<input type="text" value="10.00"/> hours	<input type="text" value="30.00"/> hours	<input type="text" value="0.00"/> hours	<input type="text" value="0.00"/> hours

Institution: Metropolitan State University of Denver (127565)

User ID: P1275651

Summary

IPEDS Student Financial Aid (SFA) Survey Summary

IPEDS collects important information regarding your institution. All data reported in IPEDS survey components become available in the IPEDS Data Center and appear as aggregated data in various Department of Education reports. Additionally, some of the reported data appears specifically for your institution through the College Navigator website and is included in your institution's Data Feedback Report (DFR). The purpose of this summary is to provide you an opportunity to view some of the data that, when accepted through the IPEDS quality control process, will appear on the College Navigator website and/or your DFR. College Navigator is updated approximately three months after the data collection period closes and Data Feedback Reports will be available through the [Data Center](#) and sent to your institution's CEO in November 2023.

Please review your data for accuracy. If you have questions about the data displayed below after reviewing the data reported on the survey screens, please contact the IPEDS Help Desk at: 1-877-225-2568 or ipedshelp@rti.org.

Total grant aid awarded to all undergraduate students		\$81,897,324
Number of undergraduate students who were awarded a Pell Grant		5,488
Percentage of FTFT students who were awarded any financial aid		100%
	Percentage of FTFT students who were awarded grant aid by type	Average amount of grant aid awarded by type
Total	100%	\$5,930
Federal Government	100%	\$3,365
Pell	41%	\$4,823
Other Federal	100%	\$1,402
State/Local Government	45%	\$3,467
Institutional	29%	\$3,419
	Percentage of FTFT students who were awarded and accepted loans by type	Average amount of loans awarded and accepted by type
Total	33%	\$5,773
Federal	32%	\$5,042
Non-federal	2%	\$13,627

Average net price for FTFT students who were awarded grant aid	\$14,805
Average net price for FTFT students who were awarded Title IV federal student aid	
\$0 – 30,000	\$12,938
\$30,001 – 48,000	\$13,283
\$48,001 – 75,000	\$15,763
\$75,001 – 110,000	\$19,684
\$110,001 and more	\$21,745

Military Service members and Veteran's Benefits

	Number of students receiving benefits/assistance	Total dollar amount of benefits/assistance awarded through the institution
Post-9/11 GI Bill Benefits		
Undergraduate students	314	\$3,483,670
Graduate students	15	\$221,930
Total	329	\$3,705,600
Department of Defense Tuition Assistance Program		
Undergraduate students	34	\$121,302
Graduate students	3	\$3,759
Total	37	\$125,061

Institution: Metropolitan State University of Denver (127565)

User ID: P1275651

Edit Report

Student Financial Aid

Source	Description	Severity	Resolved	Options
Screen: Part A - Establish your groups				
Screen Entry	The number entered is outside the expected range of between 959 and 1,437 when compared with the prior year value. Please correct your data or explain. (Error #7132)	Explanation	Yes	
Reason	We saw higher numbers of students in this category compared to prior year due to HEERF funds being offered to more students/ student types.			
Screen: Part C, Page 2 - Enter Information about Group 2				
Screen Entry	The average amount of this type of aid awarded to Group 2 students is outside the expected range of between 4,150 and 5,514 when compared with the prior year value. Please check the number of students and the total amount of aid awarded to these students, and correct or explain the discrepant values. (Error #7147)	Explanation	Yes	
Reason	While a larger share of our group 2 students received funds this year compared to previous year, the HEERF amounts were less than they were last year.			
Screen Entry	The average amount of this type of aid awarded to Group 2 students is outside the expected range of between 6,230 and 7,594 when compared with the prior year value. Please check the number of students and the total amount of aid awarded to these students, and correct or explain the discrepant values. (Error #7147)	Explanation	Yes	
Reason	While a larger share of our group 2 students received funds this year compared to previous year, the HEERF amounts were less than they were last year.			
Screen Entry	The average amount of this type of aid awarded to Group 2 students is outside the expected range of between 9,956 and 11,320 when compared with the prior year value. Please check the number of students and the total amount of aid awarded to these students, and correct or explain the discrepant values. (Error #7147)	Explanation	Yes	
Reason	We have seen more students than in previous years and higher amounts than in previous years for students seeking other loans including private loans.			

Screen: Part E - Enter Information about Group 4

Screen Entry	The number entered is outside the expected range of between 791 and 1,467 when compared with the prior year value. Please correct your data or explain. (Error #7169)	Explanation	Yes	
Reason	For the 2020-21 year, we saw enrollment declines, FAFSA completion declines, as well as declines in the number/proportion of our students attend full time relative to part time student enrollment.			
Screen Entry	The number entered is outside the expected range of between 497 and 923 when compared with the prior year value. Please correct your data or explain. (Error #7169) This edit and explanation were retained from the prior year (for reference) and do not need to be re-explained in the current year edit report.	Explanation	Yes	
Reason	We've seen more change than usual on this metric due to living arrangement changes due to the pandemic.			
Screen Entry	The calculated average amount of grant or scholarship aid awarded to Group 4 students from the federal government, state/local government, or the institution for this income level is smaller than expected in comparison with the other income levels. Please check the values reported for the number of these students who were awarded any Title IV aid (Col. 1) and the total amount of grant or scholarship aid awarded to them (Col. 3) and correct your data or explain the discrepancy. (Error #7317) This edit and explanation were retained from the prior year (for reference) and do not need to be re-explained in the current year edit report.	Explanation	Yes	
Reason	Due to amount of institutional scholarships to the income group 30,001 - 48K and larger foundation awards.			
Screen Entry	The total number of Group 4 students who were awarded any Title IV aid across all income levels is outside the expected range of between 847 and 1,411 based on the prior year value. Please correct your data or explain. (Error #7333) This edit and explanation were retained from the prior year (for reference) and do not need to be re-explained in the current year edit report.	Explanation	Yes	
Reason	We have overall seen enrollment declines at all levels in recent semesters related to the pandemic.			