

IPEDS 2022-23 Data Collection System

IPEDS HELP DESK (877) 225-2568 | ipedshelp@rti.org

OMB NO. 1850-0582 v.30 : Approval Expires 8/31/2025

User ID: P1275651

Fall Enrollment 2022-23

Institution: Metropolitan State University of Denver (127565)

User ID: P1275651

Overview

Fall Enrollment Overview

The Fall Enrollment component collects student enrollment counts by level of student, enrollment status, gender and race/ethnicity. In addition, first-time students' fall-to-fall retention rates and the student-to-faculty ratio are collected. Enrollment by age is required in odd-numbered years, and enrollment by residence of first-time undergraduates is required in even-numbered years.

Institutions operating on a traditional academic year calendar (semester, trimester, quarter, or 4-1-4) report Fall enrollment as of the institution's official fall reporting date or October 15. Institutions operating on a calendar that differs by program or that enrolls students on a continuous basis (referred to as program reporters) report Fall enrollment as students enrolled any time during the period August 1 and October 31.

Data reporting reminders:

- Report data to accurately reflect the time period corresponding with the IPEDS survey component, even if such reporting is seemingly inconsistent with prior year reporting.
- Part B, Enrollment of students by age, is optional this year.
- Part C, Residence of first-time degree/certificate-seeking undergraduates, is required this year.
- For reporting students studying in consortium agreements, please refer to the Resource page at <https://nces.ed.gov/ipeds/report-your-data/data-tip-sheet-reporting-data-consortium-institutions>.

Changes in reporting:

The following changes were implemented for the 2022-23 data collection period:

- The "Nonresident alien" terminology has been changed to "U.S. Nonresident" but should include the same category of students.
- A question about gender has been added after Part A – Fall Enrollment Summary to collect information about students for whom gender does not fit the binary gender (Men/Women) categories provided. **Institutions should still allocate those students to the Men/Women categories in other screens of the survey component at this time.** New FAQs have been added to help institutions with this reporting.
- References to summer term were changed to summer session.
- FAQ #8 on consistent reporting of EF, E12, and OM has been updated for clarification.

Resources:

- To download the survey materials for this component: [Survey Materials](#)
- To access your prior year data submission for this component: [Reported Data](#)

If you have questions about completing this survey, please contact the **IPEDS Help Desk at 1-877-225-2568**.

Institution: Metropolitan State University of Denver (127565)

User ID: P1275651

Part Selection

Completion of Part B (Enrollment of Students by Age) is optional this year.

Do you wish to complete Part B this year?

If you select 'Yes', you will be expected to complete the Part B screens.

If you select 'No', you will skip Part B.

- ☐ No, I will not complete Part B
- ☒ Yes, I will complete Part B

Institution: Metropolitan State University of Denver (127565)


User ID: P1275651

Fall Enrollment - CIP CODE Selection

Indicate which of the following fields of study are offered by your institution. In addition to reporting total undergraduate and graduate fall enrollments every year, in even-numbered years you are to report the subset of enrollments that fall within each of the CIP codes listed below.


Fields for which enrollment was reported for Fall 2020 have already been checked; please make sure all listed fields that are offered by your institution are checked.

Note: CIP codes listed below may not reflect all fields of study offered by your institution, therefore the subset of enrollments by CIP codes selected may not sum to your institution's total fall enrollment.

UNDERGRADUATE AND GRADUATE FIELDS	
<input checked="" type="checkbox"/>	13.0000 -- Education
<input checked="" type="checkbox"/>	14.0000 -- Engineering
<input checked="" type="checkbox"/>	26.0000 -- Biological and Biomedical Sciences
<input checked="" type="checkbox"/>	27.0000 -- Mathematics
<input checked="" type="checkbox"/>	40.0000 -- Physical Sciences
<input checked="" type="checkbox"/>	52.0000 -- Business, Management, Marketing, and Related Support Services
GRADUATE-ONLY FIELDS	
<input type="checkbox"/>	22.0101 -- Law (LL.B., J.D.)
<input type="checkbox"/>	51.0401 -- Dentistry (D.D.S., D.M.D.)
<input type="checkbox"/>	 51.1201 -- Medicine (M.D.)
<input type="checkbox"/>	None of the above



Yes, I confirm that I reviewed the fields of study are offered by my institution above.

 You may use the box below to provide additional context for the data you have reported above. Context notes will be posted on the College Navigator website. Therefore, you should write all context notes using proper grammar (e.g., complete sentences with punctuation) and common language that can be easily understood by students and parents (e.g., spell out acronyms).

Institution: Metropolitan State University of Denver (127565)

User ID: P1275651

Part A - Fall Enrollment for Full-Time Undergraduate Students**Enrollment as of the institution's official fall reporting date or as of October 15, 2022**Full-time Undergraduate Students

Reporting Reminders:

- Report Hispanic/Latino individuals of any race as Hispanic/Latino
- Report race for non-Hispanic/Latino individuals only
- Even though Teacher Preparation certificate programs may require a bachelor's degree for admission, they are considered subbaccalaureate undergraduate programs, and students in these programs are undergraduate students.

Men

Enrolled for <u>credit</u>	<u>Degree/certificate-seeking</u>			Non-degree/ non-certificate-seeking	Total, <u>Full-time</u> <u>undergraduate</u> students	
	<u>First-time</u>	<u>Non-first-time</u>				
		<u>Transfer-in</u>	<u>Continuing/ Returning</u>			
<u>U.S. Nonresident</u>	2	7	25	34	4	38
<u>Hispanic/Latino</u>	294	122	917	1,333	23	1,356
<u>American Indian or Alaska Native</u>	4	7	13	24	0	24
<u>Asian</u>	33	24	135	192	2	194
<u>Black or African American</u>	59	28	186	273	4	277
<u>Native Hawaiian or Other Pacific Islander</u>	1	3	4	8	0	8
<u>White</u>	286	268	1,487	2,041	28	2,069
Two or more races	38	31	158	227	2	229
<u>Race and ethnicity unknown</u>	5	5	36	46	0	46
Total men	722	495	2,961	4,178	63	4,241
Total men prior year	710	485	3,256	4,451	47	4,498

Women

Enrolled for <u>credit</u>	<u>Degree/certificate-seeking</u>			Non-degree/ non-certificate-seeking	Total, <u>Full-time</u> <u>undergraduate</u> students	
	<u>First-time</u>	<u>Non-first-time</u>				
		<u>Transfer-in</u>	<u>Continuing/ Returning</u>			
<u>U.S. Nonresident</u>	4	9	41	54	2	56
<u>Hispanic/Latino</u>	446	202	1,318	1,966	50	2,016
<u>American Indian or Alaska Native</u>	15	12	11	38	1	39
<u>Asian</u>	39	18	155	212	3	215
<u>Black or African American</u>	59	54	223	336	4	340
<u>Native Hawaiian or Other Pacific Islander</u>	2	0	6	8	0	8
<u>White</u>	216	308	1,533	2,057	17	2,074
Two or more races	47	34	197	278	6	284
<u>Race and ethnicity unknown</u>	11	6	48	65	2	67
Total women	839	643	3,532	5,014	85	5,099
Total women prior year	809	626	3,832	5,267	86	5,353
Grand total (men+women)	1,561	1,138	6,493	9,192	148	9,340
Grand total (men+women) prior year	1,519	1,111	7,088	9,718	133	9,851

Institution: Metropolitan State University of Denver (127565)

User ID: P1275651

Part A - Fall Enrollment for Full-Time Undergraduate Students: CIP CODE:13.0000**Enrollment as of the institution's official fall reporting date or as of October 15, 2022**

CIP CODE: 13.0000 -- Education

Full-time undergraduate students

- Report Hispanic/Latino individuals of any race as Hispanic/Latino
- Report race for non-Hispanic/Latino individuals only

Men

Enrolled for <u>credit</u>	<u>Degree/certificate-seeking</u>			Total degree/certificate-seeking	Non-degree/ non-certificate-seeking	Total, <u>Full-time</u> <u>undergraduate</u> students
	<u>First-time</u>	<u>Non-first-time</u>				
		<u>Transfer-in</u>	<u>Continuing/ Returning</u>			
<u>U.S. Nonresident</u>	<div>0</div>	<div>0</div>	<div>0</div>	0	<div>0</div>	0
<u>Hispanic/Latino</u>	<div>6</div>	<div>1</div>	<div>19</div>	26	<div>1</div>	27
<u>American Indian or Alaska Native</u>	<div>0</div>	<div>0</div>	<div>0</div>	0	<div>0</div>	0
<u>Asian</u>	<div>1</div>	<div>0</div>	<div>2</div>	3	<div>0</div>	3
<u>Black or African American</u>	<div>1</div>	<div>0</div>	<div>0</div>	1	<div>0</div>	1
<u>Native Hawaiian or Other Pacific Islander</u>	<div>0</div>	<div>0</div>	<div>0</div>	0	<div>0</div>	0
<u>White</u>	<div>5</div>	<div>4</div>	<div>38</div>	47	<div>0</div>	47
Two or more races	<div>3</div>	<div>0</div>	<div>3</div>	6	<div>0</div>	6
<u>Race and ethnicity unknown</u>	<div>0</div>	<div>0</div>	<div>4</div>	4	<div>0</div>	4
Total men	16	5	66	87	1	88

Women

Enrolled for <u>credit</u>	Degree/certificate-seeking			Total degree/certificate-seeking	Non-degree/ non-certificate-seeking	Total, Full-time <u>undergraduate</u> students
	First-time	Non-first-time				
		Transfer-in	Continuing/ Returning			
<u>U.S. Nonresident</u>	0	0	1	1	0	1
<u>Hispanic/Latino</u>	21	11	101	133	5	138
<u>American Indian or Alaska Native</u>	0	0	0	0	0	0
<u>Asian</u>	1	1	7	9	0	9
<u>Black or African American</u>	3	2	9	14	0	14
<u>Native Hawaiian or Other Pacific Islander</u>	0	0	0	0	0	0
<u>White</u>	14	17	141	172	2	174
Two or more races	0	1	11	12	0	12
<u>Race and ethnicity unknown</u>	0	1	1	2	0	2
Total women	39	33	271	343	7	350
Grand total (men+women)	55	38	337	430	8	438
Grand total (men+women) 2020-21	46	50	477	573	4	577

Institution: Metropolitan State University of Denver (127565)

User ID: P1275651

Part A - Fall Enrollment for Full-Time Undergraduate Students: CIP CODE:14.0000**Enrollment as of the institution's official fall reporting date or as of October 15, 2022**

CIP CODE: 14.0000 -- Engineering

Full-time undergraduate students

- Report Hispanic/Latino individuals of any race as Hispanic/Latino
- Report race for non-Hispanic/Latino individuals only

Men

Enrolled for <u>credit</u>	<u>Degree/certificate-seeking</u>			Non-degree/ non-certificate-seeking	Total, <u>Full-time</u> <u>undergraduate</u> students	
	<u>First-time</u>	<u>Non-first-time</u>				
		<u>Transfer-in</u>	<u>Continuing/ Returning</u>			
<u>U.S. Nonresident</u>	<div>0</div>	<div>0</div>	<div>1</div>	<div>1</div>	<div>0</div>	<div>1</div>
<u>Hispanic/Latino</u>	<div>7</div>	<div>5</div>	<div>17</div>	<div>29</div>	<div>1</div>	<div>30</div>
<u>American Indian or Alaska Native</u>	<div>0</div>	<div>0</div>	<div>1</div>	<div>1</div>	<div>0</div>	<div>1</div>
<u>Asian</u>	<div>1</div>	<div>0</div>	<div>3</div>	<div>4</div>	<div>0</div>	<div>4</div>
<u>Black or African American</u>	<div>1</div>	<div>0</div>	<div>6</div>	<div>7</div>	<div>0</div>	<div>7</div>
<u>Native Hawaiian or Other Pacific Islander</u>	<div>0</div>	<div>0</div>	<div>1</div>	<div>1</div>	<div>0</div>	<div>1</div>
<u>White</u>	<div>4</div>	<div>1</div>	<div>25</div>	<div>30</div>	<div>1</div>	<div>31</div>
Two or more races	<div>0</div>	<div>1</div>	<div>4</div>	<div>5</div>	<div>0</div>	<div>5</div>
<u>Race and ethnicity unknown</u>	<div>0</div>	<div>0</div>	<div>3</div>	<div>3</div>	<div>0</div>	<div>3</div>
Total men	13	7	61	81	2	83

Women

Enrolled for <u>credit</u>	Degree/certificate-seeking			Total degree/certificate-seeking	Non-degree/ non-certificate-seeking	Total, Full-time <u>undergraduate</u> students
	First-time	Non-first-time				
		Transfer-in	Continuing/ Returning			
<u>U.S. Nonresident</u>	0	0	1	1	0	1
<u>Hispanic/Latino</u>	2	2	9	13	0	13
<u>American Indian or Alaska Native</u>	1	0	0	1	0	1
<u>Asian</u>	1	0	3	4	0	4
<u>Black or African American</u>	1	0	1	2	0	2
<u>Native Hawaiian or Other Pacific Islander</u>	0	0	0	0	0	0
<u>White</u>	1	3	16	20	0	20
Two or more races	1	0	3	4	0	4
<u>Race and ethnicity unknown</u>	0	0	1	1	0	1
Total women	7	5	34	46	0	46
Grand total (men+women)	20	12	95	127	2	129
Grand total (men+women) 2020-21	29	20	71	120	2	122

Institution: Metropolitan State University of Denver (127565)

User ID: P1275651

Part A - Fall Enrollment for Full-Time Undergraduate Students: CIP CODE:26.0000**Enrollment as of the institution's official fall reporting date or as of October 15, 2022**

CIP CODE: 26.0000 -- Biological and Biomedical Sciences

Full-time undergraduate students

- Report Hispanic/Latino individuals of any race as Hispanic/Latino
- Report race for non-Hispanic/Latino individuals only

Men

Enrolled for <u>credit</u>	<u>Degree/certificate-seeking</u>			Total degree/certificate-seeking	Non-degree/ non-certificate-seeking	Total, <u>Full-time</u> <u>undergraduate</u> students
	<u>First-time</u>	<u>Non-first-time</u>				
		<u>Transfer-in</u>	<u>Continuing/ Returning</u>			
<u>U.S. Nonresident</u>	<div>0</div>	<div>0</div>	<div>1</div>	1	<div>0</div>	1
<u>Hispanic/Latino</u>	<div>5</div>	<div>4</div>	<div>27</div>	36	<div>3</div>	39
<u>American Indian or Alaska Native</u>	<div>0</div>	<div>1</div>	<div>1</div>	2	<div>0</div>	2
<u>Asian</u>	<div>1</div>	<div>1</div>	<div>2</div>	4	<div>0</div>	4
<u>Black or African American</u>	<div>4</div>	<div>0</div>	<div>8</div>	12	<div>0</div>	12
<u>Native Hawaiian or Other Pacific Islander</u>	<div>0</div>	<div>0</div>	<div>0</div>	0	<div>0</div>	0
<u>White</u>	<div>7</div>	<div>8</div>	<div>41</div>	56	<div>0</div>	56
Two or more races	<div>1</div>	<div>1</div>	<div>8</div>	10	<div>0</div>	10
<u>Race and ethnicity unknown</u>	<div>0</div>	<div>0</div>	<div>1</div>	1	<div>0</div>	1
Total men	18	15	89	122	3	125

Women

Enrolled for <u>credit</u>	<u>Degree/certificate-seeking</u>			Total degree/certificate-seeking	Non-degree/ non-certificate-seeking	Total, <u>Full-time</u> <u>undergraduate</u> students
	<u>First-time</u>	<u>Non-first-time</u>				
		<u>Transfer-in</u>	<u>Continuing/ Returning</u>			
<u>U.S. Nonresident</u>	1	2	1	4	0	4
<u>Hispanic/Latino</u>	23	14	84	121	0	121
<u>American Indian or Alaska Native</u>	1	0	1	2	0	2
<u>Asian</u>	3	0	16	19	0	19
<u>Black or African American</u>	8	5	14	27	0	27
<u>Native Hawaiian or Other Pacific Islander</u>	0	0	1	1	0	1
<u>White</u>	16	20	109	145	0	145
Two or more races	1	3	15	19	0	19
<u>Race and ethnicity unknown</u>	0	0	3	3	0	3
Total women	53	44	244	341	0	341
Grand total (men+women)	71	59	333	463	3	466
Grand total (men+women) 2020-21	82	76	503	661	6	667

Institution: Metropolitan State University of Denver (127565)

User ID: P1275651

Part A - Fall Enrollment for Full-Time Undergraduate Students: CIP CODE:27.0000**Enrollment as of the institution's official fall reporting date or as of October 15, 2022**

CIP CODE: 27.0000 -- Mathematics and Statistics

Full-time undergraduate students

- Report Hispanic/Latino individuals of any race as Hispanic/Latino
- Report race for non-Hispanic/Latino individuals only

Men

Enrolled for <u>credit</u>	<u>Degree/certificate-seeking</u>			Non-degree/ non-certificate-seeking	Total, <u>Full-time</u> <u>undergraduate</u> students	
	<u>First-time</u>	<u>Non-first-time</u>				
		<u>Transfer-in</u>	<u>Continuing/ Returning</u>			
<u>U.S. Nonresident</u>	<div>0</div>	<div>0</div>	<div>1</div>	<div>1</div>	<div>0</div>	<div>1</div>
<u>Hispanic/Latino</u>	<div>0</div>	<div>3</div>	<div>6</div>	<div>9</div>	<div>0</div>	<div>9</div>
<u>American Indian or Alaska Native</u>	<div>0</div>	<div>1</div>	<div>0</div>	<div>1</div>	<div>0</div>	<div>1</div>
<u>Asian</u>	<div>0</div>	<div>0</div>	<div>2</div>	<div>2</div>	<div>0</div>	<div>2</div>
<u>Black or African American</u>	<div>0</div>	<div>0</div>	<div>1</div>	<div>1</div>	<div>0</div>	<div>1</div>
<u>Native Hawaiian or Other Pacific Islander</u>	<div>0</div>	<div>0</div>	<div>0</div>	<div>0</div>	<div>0</div>	<div>0</div>
<u>White</u>	<div>2</div>	<div>1</div>	<div>16</div>	<div>19</div>	<div>0</div>	<div>19</div>
Two or more races	<div>2</div>	<div>0</div>	<div>1</div>	<div>3</div>	<div>0</div>	<div>3</div>
<u>Race/ethnicity unknown</u>	<div>0</div>	<div>0</div>	<div>1</div>	<div>1</div>	<div>0</div>	<div>1</div>
Total men	4	5	28	37	0	37

Women

Enrolled for <u>credit</u>	Degree/certificate-seeking			Non-degree/ non-certificate-seeking	Total, Full-time <u>undergraduate</u> students
	First-time	Non-first-time			
		Transfer-in	Continuing/ Returning		
<u>U.S. Nonresident</u>	0	0	0	0	0
<u>Hispanic/Latino</u>	3	1	9	13	0
<u>American Indian or Alaska Native</u>	0	0	0	0	0
<u>Asian</u>	0	0	2	2	0
<u>Black or African American</u>	0	0	1	1	0
<u>Native Hawaiian or Other Pacific Islander</u>	0	0	0	0	0
<u>White</u>	2	1	7	10	0
Two or more races	0	0	1	1	0
<u>Race/ethnicity unknown</u>	0	1	0	1	0
Total women	5	3	20	28	0
Grand total (men+women)	9	8	48	65	0
Grand total (men+women) 2020-21	7	5	68	80	80

Institution: Metropolitan State University of Denver (127565)

User ID: P1275651

Part A - Fall Enrollment for Full-Time Undergraduate Students: CIP CODE:40.0000**Enrollment as of the institution's official fall reporting date or as of October 15, 2022**

CIP CODE: 40.0000 -- Physical Sciences

Full-time undergraduate students

- Report Hispanic/Latino individuals of any race as Hispanic/Latino
- Report race for non-Hispanic/Latino individuals only

Men

Enrolled for <u>credit</u>	<u>Degree/certificate-seeking</u>			Total degree/certificate-seeking	Non-degree/ non-certificate-seeking	Total, <u>Full-time</u> <u>undergraduate</u> students
	<u>First-time</u>	<u>Non-first-time</u>				
		<u>Transfer-in</u>	<u>Continuing/ Returning</u>			
<u>U.S. Nonresident</u>	<div>0</div>	<div>0</div>	<div>0</div>	0	<div>0</div>	0
<u>Hispanic/Latino</u>	<div>3</div>	<div>1</div>	<div>10</div>	14	<div>0</div>	14
<u>American Indian or Alaska Native</u>	<div>0</div>	<div>0</div>	<div>0</div>	0	<div>0</div>	0
<u>Asian</u>	<div>0</div>	<div>1</div>	<div>2</div>	3	<div>0</div>	3
<u>Black or African American</u>	<div>0</div>	<div>0</div>	<div>2</div>	2	<div>0</div>	2
<u>Native Hawaiian or Other Pacific Islander</u>	<div>0</div>	<div>0</div>	<div>0</div>	0	<div>0</div>	0
<u>White</u>	<div>6</div>	<div>8</div>	<div>18</div>	32	<div>0</div>	32
Two or more races	<div>1</div>	<div>0</div>	<div>1</div>	2	<div>0</div>	2
<u>Race/ethnicity unknown</u>	<div>0</div>	<div>0</div>	<div>0</div>	0	<div>0</div>	0
Total men	10	10	33	53	0	53

Women

Enrolled for <u>credit</u>	<u>Degree/certificate-seeking</u>			Total degree/certificate-seeking	Non-degree/ non-certificate-seeking	Total, <u>Full-time</u> <u>undergraduate</u> students
	<u>First-time</u>	<u>Non-first-time</u>				
		<u>Transfer-in</u>	<u>Continuing/ Returning</u>			
<u>U.S. Nonresident</u>	1	0	0	1	0	1
<u>Hispanic/Latino</u>	3	1	10	14	0	14
<u>American Indian or Alaska Native</u>	0	0	0	0	0	0
<u>Asian</u>	0	0	0	0	0	0
<u>Black or African American</u>	1	0	0	1	0	1
<u>Native Hawaiian or Other Pacific Islander</u>	0	0	0	0	0	0
<u>White</u>	4	5	18	27	0	27
Two or more races	0	1	2	3	0	3
<u>Race/ethnicity unknown</u>	0	0	0	0	0	0
Total women	9	7	30	46	0	46
Grand total (men+women)	19	17	63	99	0	99
Grand total (men+women) 2020-21	17	13	104	134		134

Institution: Metropolitan State University of Denver (127565)

User ID: P1275651

Part A - Fall Enrollment for Full-Time Undergraduate Students: CIP CODE:52.0000**Enrollment as of the institution's official fall reporting date or as of October 15, 2022**

CIP CODE: 52.0000 -- Business, Management, Marketing and Related Support Services

Full-time undergraduate students

- Report Hispanic/Latino individuals of any race as Hispanic/Latino
- Report race for non-Hispanic/Latino individuals only

Men

Enrolled for <u>credit</u>	<u>Degree/certificate-seeking</u>			Total degree/certificate-seeking	Non-degree/ non-certificate-seeking	Total, <u>Full-time</u> <u>undergraduate</u> students
	<u>First-time</u>	<u>Non-first-time</u>				
		<u>Transfer-in</u>	<u>Continuing/ Returning</u>			
<u>U.S. Nonresident</u>	1	5	7	13	0	13
<u>Hispanic/Latino</u>	75	36	273	384	6	390
<u>American Indian or Alaska Native</u>	1	3	2	6	0	6
<u>Asian</u>	11	6	43	60	0	60
<u>Black or African American</u>	17	13	42	72	1	73
<u>Native Hawaiian or Other Pacific Islander</u>	0	2	0	2	0	2
<u>White</u>	53	62	327	442	2	444
Two or more races	10	7	35	52	0	52
<u>Race/ethnicity unknown</u>	2	1	8	11	0	11
Total men	170	135	737	1,042	9	1,051

Women

Enrolled for <u>credit</u>	Degree/certificate-seeking			Total degree/certificate-seeking	Non-degree/ non-certificate-seeking	Total, <u>Full-time</u> <u>undergraduate</u> students
	<u>First-time</u>	<u>Non-first-time</u>				
		<u>Transfer-in</u>	<u>Continuing/ Returning</u>			
<u>U.S. Nonresident</u>	0	5	13	18	0	18
<u>Hispanic/Latino</u>	70	39	234	343	12	355
<u>American Indian or Alaska Native</u>	4	1	3	8	0	8
<u>Asian</u>	4	7	44	55	0	55
<u>Black or African American</u>	12	8	54	74	0	74
<u>Native Hawaiian or Other Pacific Islander</u>	2	0	0	2	0	2
<u>White</u>	29	46	204	279	1	280
Two or more races	4	8	28	40	1	41
<u>Race/ethnicity unknown</u>	1	2	7	10	0	10
Total women	126	116	587	829	14	843
Grand total (men+women)	296	251	1,324	1,871	23	1,894
Grand total (men+women) 2020-21	237	275	1,729	2,241	13	2,254

Institution: Metropolitan State University of Denver (127565)

User ID: P1275651

Part A - Fall Enrollment for Part-time Undergraduate Students**Enrollment as of the institution's official fall reporting date or as of October 15, 2022**Part-time Undergraduate Students

Reporting Reminders:

- Report Hispanic/Latino individuals of any race as Hispanic/Latino
- Report race for non-Hispanic/Latino individuals only
- Even though Teacher Preparation certificate programs may require a bachelor's degree for admission, they are considered subbaccalaureate undergraduate programs, and students in these programs are undergraduate students.

Men

Enrolled for <u>credit</u>	Degree/certificate-seeking				Non-degree/ non-certificate-seeking	Total, <u>part-time</u> <u>undergraduate</u> students
	<u>First-time</u>	<u>Non-first-time</u>		Total degree/certificate-seeking		
		<u>Transfer-in</u>	<u>Continuing/ Returning</u>			
<u>U.S. Nonresident</u>	1	0	5	6	0	6
<u>Hispanic/Latino</u>	137	77	560	774	114	888
<u>American Indian or Alaska Native</u>	5	4	11	20	0	20
<u>Asian</u>	15	16	102	133	12	145
<u>Black or African American</u>	43	22	150	215	12	227
<u>Native Hawaiian or Other Pacific Islander</u>	2	3	3	8	0	8
<u>White</u>	87	161	940	1,188	139	1,327
Two or more races	16	15	92	123	11	134
<u>Race and ethnicity unknown</u>	5	2	26	33	3	36
Total men	311	300	1,889	2,500	291	2,791
Total men prior year	226	276	2,037	2,539	249	2,788

Women

Enrolled for <u>credit</u>	<u>Degree/certificate-seeking</u>			Non-degree/ non-certificate-seeking	Total, <u>part-time</u> <u>undergraduate</u> students	
	<u>First-time</u>	<u>Non-first-time</u>				
		<u>Transfer-in</u>	<u>Continuing/ Returning</u>			
<u>U.S. Nonresident</u>	0	1	3	4	1	5
<u>Hispanic/Latino</u>	175	148	907	1,230	188	1,418
<u>American Indian or Alaska Native</u>	8	16	12	36	1	37
<u>Asian</u>	7	20	127	154	21	175
<u>Black or African American</u>	33	47	187	267	21	288
<u>Native Hawaiian or Other Pacific Islander</u>	1	0	6	7	0	7
<u>White</u>	83	178	1,087	1,348	201	1,549
Two or more races	16	26	131	173	21	194
<u>Race and ethnicity unknown</u>	2	4	30	36	8	44
Total women	325	440	2,490	3,255	462	3,717
Total women prior year	267	442	2,659	3,368	508	3,876
Grand total (men+women)	636	740	4,379	5,755	753	6,508
Grand total (men+women) prior year	493	718	4,696	5,907	757	6,664

Institution: Metropolitan State University of Denver (127565)

User ID: P1275651

Part A - Fall Enrollment for Part-time Undergraduate Students: CIP CODE:13.0000**Enrollment as of the institution's official fall reporting date or as of October 15, 2022**

CIP CODE: 13.0000 -- Education

Part-time undergraduate students

- Report Hispanic/Latino individuals of any race as Hispanic/Latino
- Report race for non-Hispanic/Latino individuals only

Men

Enrolled for <u>credit</u>	<u>Degree/certificate-seeking</u>			Non-degree/ non-certificate-seeking	Total, <u>part-time</u> <u>undergraduate</u> students	
	<u>First-time</u>	<u>Non-first-time</u>				
		<u>Transfer-in</u>	<u>Continuing/ Returning</u>			
<u>U.S. Nonresident</u>	<div>0</div>	<div>0</div>	<div>0</div>	0	<div>0</div>	0
<u>Hispanic/Latino</u>	<div>0</div>	<div>1</div>	<div>9</div>	10	<div>0</div>	10
<u>American Indian or Alaska Native</u>	<div>0</div>	<div>0</div>	<div>0</div>	0	<div>0</div>	0
<u>Asian</u>	<div>0</div>	<div>0</div>	<div>0</div>	0	<div>0</div>	0
<u>Black or African American</u>	<div>0</div>	<div>1</div>	<div>4</div>	5	<div>0</div>	5
<u>Native Hawaiian or Other Pacific Islander</u>	<div>0</div>	<div>0</div>	<div>0</div>	0	<div>0</div>	0
<u>White</u>	<div>5</div>	<div>0</div>	<div>12</div>	17	<div>1</div>	18
Two or more races	<div>0</div>	<div>0</div>	<div>0</div>	0	<div>0</div>	0
<u>Race/ethnicity unknown</u>	<div>0</div>	<div>0</div>	<div>0</div>	0	<div>0</div>	0
Total men	5	2	25	32	1	33

Women

Enrolled for <u>credit</u>	Degree/certificate-seeking			Total degree/certificate-seeking	Non-degree/ non-certificate-seeking	Total, <u>part-time</u> <u>undergraduate</u> students
	<u>First-time</u>	<u>Non-first-time</u>				
		<u>Transfer-in</u>	<u>Continuing/ Returning</u>			
<u>U.S. Nonresident</u>	0	0	0	0	0	0
<u>Hispanic/Latino</u>	3	14	54	71	15	86
<u>American Indian or Alaska Native</u>	0	0	0	0	0	0
<u>Asian</u>	0	1	3	4	1	5
<u>Black or African American</u>	0	1	9	10	1	11
<u>Native Hawaiian or Other Pacific Islander</u>	0	0	0	0	0	0
<u>White</u>	5	9	63	77	1	78
Two or more races	0	1	6	7	0	7
<u>Race/ethnicity unknown</u>	0	0	0	0	2	2
Total women	8	26	135	169	20	189
Grand total (men+women)	13	28	160	201	21	222
Grand total (men+women) 2020-21	11	34	169	214	1	215

Institution: Metropolitan State University of Denver (127565)

User ID: P1275651

Part A - Fall Enrollment for Part-time Undergraduate Students: CIP CODE:14.0000**Enrollment as of the institution's official fall reporting date or as of October 15, 2022**

CIP CODE: 14.0000 -- Engineering

Part-time undergraduate students

- Report Hispanic/Latino individuals of any race as Hispanic/Latino
- Report race for non-Hispanic/Latino individuals only

Men

Enrolled for <u>credit</u>	<u>Degree/certificate-seeking</u>			Non-degree/ non-certificate-seeking	Total, <u>part-time</u> <u>undergraduate</u> students
	<u>First-time</u>	<u>Non-first-time</u>			
		<u>Transfer-in</u>	<u>Continuing/ Returning</u>		
<u>U.S. Nonresident</u>	<div>0</div>	<div>0</div>	<div>0</div>	<div>0</div>	<div>0</div>
<u>Hispanic/Latino</u>	<div>6</div>	<div>3</div>	<div>12</div>	<div>21</div>	<div>21</div>
<u>American Indian or Alaska Native</u>	<div>0</div>	<div>0</div>	<div>1</div>	<div>1</div>	<div>1</div>
<u>Asian</u>	<div>3</div>	<div>0</div>	<div>2</div>	<div>5</div>	<div>5</div>
<u>Black or African American</u>	<div>3</div>	<div>0</div>	<div>4</div>	<div>7</div>	<div>7</div>
<u>Native Hawaiian or Other Pacific Islander</u>	<div>0</div>	<div>0</div>	<div>0</div>	<div>0</div>	<div>0</div>
<u>White</u>	<div>2</div>	<div>2</div>	<div>8</div>	<div>12</div>	<div>15</div>
Two or more races	<div>1</div>	<div>0</div>	<div>1</div>	<div>2</div>	<div>2</div>
<u>Race and ethnicity unknown</u>	<div>1</div>	<div>0</div>	<div>0</div>	<div>1</div>	<div>2</div>
Total men	16	5	28	49	53

Women

Enrolled for <u>credit</u>	Degree/certificate-seeking			Total degree/certificate-seeking	Non-degree/ non-certificate-seeking	Total, <u>part-time</u> <u>undergraduate</u> students
	<u>First-time</u>	<u>Non-first-time</u>				
		<u>Transfer-in</u>	<u>Continuing/ Returning</u>			
<u>U.S. Nonresident</u>	<div>0</div>	<div>0</div>	<div>0</div>	0	<div>0</div>	0
<u>Hispanic/Latino</u>	<div>1</div>	<div>1</div>	<div>1</div>	3	<div>3</div>	6
<u>American Indian or Alaska Native</u>	<div>0</div>	<div>0</div>	<div>0</div>	0	<div>0</div>	0
<u>Asian</u>	<div>0</div>	<div>0</div>	<div>0</div>	0	<div>0</div>	0
<u>Black or African American</u>	<div>0</div>	<div>0</div>	<div>1</div>	1	<div>1</div>	2
<u>Native Hawaiian or Other Pacific Islander</u>	<div>0</div>	<div>0</div>	<div>0</div>	0	<div>0</div>	0
<u>White</u>	<div>1</div>	<div>1</div>	<div>5</div>	7	<div>2</div>	9
Two or more races	<div>0</div>	<div>0</div>	<div>0</div>	0	<div>0</div>	0
<u>Race and ethnicity unknown</u>	<div>0</div>	<div>0</div>	<div>0</div>	0	<div>0</div>	0
Total women	2	2	7	11	6	17
Grand total (men+women)	18	7	35	60	10	70
Grand total (men+women) 2020-21	8	13	47	68		68

Institution: Metropolitan State University of Denver (127565)

User ID: P1275651

Part A - Fall Enrollment for Part-time Undergraduate Students: CIP CODE:26.0000**Enrollment as of the institution's official fall reporting date or as of October 15, 2022**

CIP CODE: 26.0000 -- Biological and Biomedical Sciences

Part-time undergraduate students

- Report Hispanic/Latino individuals of any race as Hispanic/Latino
- Report race for non-Hispanic/Latino individuals only

Men

Enrolled for <u>credit</u>	<u>Degree/certificate-seeking</u>			Total degree/certificate-seeking	Non-degree/ non-certificate-seeking	Total, <u>part-time</u> <u>undergraduate</u> students
	<u>First-time</u>	<u>Non-first-time</u>				
		<u>Transfer-in</u>	<u>Continuing/ Returning</u>			
<u>U.S. Nonresident</u>	<div>0</div>	<div>0</div>	<div>0</div>	0	<div>0</div>	0
<u>Hispanic/Latino</u>	<div>6</div>	<div>0</div>	<div>21</div>	27	<div>2</div>	29
<u>American Indian or Alaska Native</u>	<div>0</div>	<div>0</div>	<div>0</div>	0	<div>0</div>	0
<u>Asian</u>	<div>0</div>	<div>0</div>	<div>3</div>	3	<div>0</div>	3
<u>Black or African American</u>	<div>0</div>	<div>0</div>	<div>7</div>	7	<div>0</div>	7
<u>Native Hawaiian or Other Pacific Islander</u>	<div>0</div>	<div>0</div>	<div>0</div>	0	<div>0</div>	0
<u>White</u>	<div>3</div>	<div>10</div>	<div>35</div>	48	<div>0</div>	48
Two or more races	<div>0</div>	<div>0</div>	<div>8</div>	8	<div>0</div>	8
<u>Race and ethnicity unknown</u>	<div>0</div>	<div>0</div>	<div>0</div>	0	<div>0</div>	0
Total men	9	10	74	93	2	95

Women

Enrolled for <u>credit</u>	Degree/certificate-seeking			Total degree/certificate-seeking	Non-degree/ non-certificate-seeking	Total, <u>part-time</u> <u>undergraduate</u> students
	<u>First-time</u>	<u>Non-first-time</u>				
		<u>Transfer-in</u>	<u>Continuing/ Returning</u>			
<u>U.S. Nonresident</u>	0	0	0	0	0	0
<u>Hispanic/Latino</u>	5	10	69	84	7	91
<u>American Indian or Alaska Native</u>	0	0	2	2	0	2
<u>Asian</u>	0	1	14	15	1	16
<u>Black or African American</u>	2	2	8	12	0	12
<u>Native Hawaiian or Other Pacific Islander</u>	0	0	1	1	0	1
<u>White</u>	7	9	101	117	2	119
Two or more races	1	3	16	20	1	21
<u>Race and ethnicity unknown</u>	0	0	2	2	0	2
Total women	15	25	213	253	11	264
Grand total (men+women)	24	35	287	346	13	359
Grand total (men+women) 2020-21	39	55	336	430		430

Institution: Metropolitan State University of Denver (127565)

User ID: P1275651

Part A - Fall Enrollment for Part-time Undergraduate Students: CIP CODE:27.0000**Enrollment as of the institution's official fall reporting date or as of October 15, 2022**

CIP CODE: 27.0000 -- Mathematics and Statistics

Part-time undergraduate students

- Report Hispanic/Latino individuals of any race as Hispanic/Latino
- Report race for non-Hispanic/Latino individuals only

Men

Enrolled for <u>credit</u>	<u>Degree/certificate-seeking</u>			Total degree/certificate-seeking	Non-degree/ non-certificate-seeking	Total, <u>part-time</u> <u>undergraduate</u> students
	<u>First-time</u>	<u>Non-first-time</u>				
		<u>Transfer-in</u>	<u>Continuing/ Returning</u>			
<u>U.S. Nonresident</u>	<div>0</div>	<div>0</div>	<div>0</div>	0	<div>0</div>	0
<u>Hispanic/Latino</u>	<div>1</div>	<div>1</div>	<div>5</div>	7	<div>0</div>	7
<u>American Indian or Alaska Native</u>	<div>0</div>	<div>0</div>	<div>0</div>	0	<div>0</div>	0
<u>Asian</u>	<div>0</div>	<div>0</div>	<div>0</div>	0	<div>0</div>	0
<u>Black or African American</u>	<div>1</div>	<div>0</div>	<div>1</div>	2	<div>0</div>	2
<u>Native Hawaiian or Other Pacific Islander</u>	<div>0</div>	<div>0</div>	<div>0</div>	0	<div>0</div>	0
<u>White</u>	<div>0</div>	<div>1</div>	<div>15</div>	16	<div>0</div>	16
Two or more races	<div>0</div>	<div>0</div>	<div>0</div>	0	<div>0</div>	0
<u>Race/ethnicity unknown</u>	<div>0</div>	<div>0</div>	<div>1</div>	1	<div>0</div>	1
Total men	2	2	22	26	0	26

Women

Enrolled for <u>credit</u>	Degree/certificate-seeking			Non-degree/ non-certificate-seeking	Total, <u>part-time</u> <u>undergraduate</u> students	
	<u>First-time</u>	<u>Non-first-time</u>				
		<u>Transfer-in</u>	<u>Continuing/ Returning</u>			
<u>U.S. Nonresident</u>	<div>0</div>	<div>0</div>	<div>0</div>	0	<div>0</div>	0
<u>Hispanic/Latino</u>	<div>0</div>	<div>0</div>	<div>1</div>	1	<div>0</div>	1
<u>American Indian or Alaska Native</u>	<div>0</div>	<div>0</div>	<div>0</div>	0	<div>0</div>	0
<u>Asian</u>	<div>0</div>	<div>0</div>	<div>2</div>	2	<div>0</div>	2
<u>Black or African American</u>	<div>0</div>	<div>0</div>	<div>1</div>	1	<div>0</div>	1
<u>Native Hawaiian or Other Pacific Islander</u>	<div>0</div>	<div>0</div>	<div>0</div>	0	<div>0</div>	0
<u>White</u>	<div>2</div>	<div>1</div>	<div>12</div>	15	<div>0</div>	15
Two or more races	<div>0</div>	<div>0</div>	<div>1</div>	1	<div>0</div>	1
<u>Race/ethnicity unknown</u>	<div>0</div>	<div>0</div>	<div>0</div>	0	<div>0</div>	0
Total women	2	1	17	20	0	20
Grand total (men+women)	4	3	39	46	0	46
Grand total (men+women) 2020-21	1	4	69	74	1	75

Institution: Metropolitan State University of Denver (127565)

User ID: P1275651

Part A - Fall Enrollment for Part-time Undergraduate Students: CIP CODE:40.0000**Enrollment as of the institution's official fall reporting date or as of October 15, 2022**

CIP CODE: 40.0000 -- Physical Sciences

Part-time undergraduate students

- Report Hispanic/Latino individuals of any race as Hispanic/Latino
- Report race for non-Hispanic/Latino individuals only

Men

Enrolled for <u>credit</u>	<u>Degree/certificate-seeking</u>			Non-degree/ non-certificate-seeking	Total, <u>part-time</u> <u>undergraduate</u> students	
	<u>First-time</u>	<u>Non-first-time</u>				
		<u>Transfer-in</u>	<u>Continuing/ Returning</u>			
<u>U.S. Nonresident</u>	<div>0</div>	<div>0</div>	<div>0</div>	0	<div>0</div>	0
<u>Hispanic/Latino</u>	<div>0</div>	<div>0</div>	<div>10</div>	10	<div>2</div>	12
<u>American Indian or Alaska Native</u>	<div>0</div>	<div>0</div>	<div>1</div>	1	<div>0</div>	1
<u>Asian</u>	<div>0</div>	<div>1</div>	<div>1</div>	2	<div>0</div>	2
<u>Black or African American</u>	<div>0</div>	<div>0</div>	<div>2</div>	2	<div>0</div>	2
<u>Native Hawaiian or Other Pacific Islander</u>	<div>0</div>	<div>0</div>	<div>0</div>	0	<div>0</div>	0
<u>White</u>	<div>3</div>	<div>6</div>	<div>25</div>	34	<div>0</div>	34
Two or more races	<div>0</div>	<div>1</div>	<div>2</div>	3	<div>0</div>	3
<u>Race and ethnicity unknown</u>	<div>0</div>	<div>0</div>	<div>0</div>	0	<div>0</div>	0
Total men	3	8	41	52	2	54

Women

Enrolled for <u>credit</u>	Degree/certificate-seeking			Total degree/certificate-seeking	Non-degree/ non-certificate-seeking	Total, <u>part-time</u> <u>undergraduate</u> students
	<u>First-time</u>	<u>Non-first-time</u>				
		<u>Transfer-in</u>	<u>Continuing/ Returning</u>			
<u>U.S. Nonresident</u>	<div>0</div>	<div>0</div>	<div>0</div>	0	<div>0</div>	0
<u>Hispanic/Latino</u>	<div>0</div>	<div>0</div>	<div>9</div>	9	<div>0</div>	9
<u>American Indian or Alaska Native</u>	<div>0</div>	<div>1</div>	<div>0</div>	1	<div>0</div>	1
<u>Asian</u>	<div>1</div>	<div>0</div>	<div>2</div>	3	<div>0</div>	3
<u>Black or African American</u>	<div>0</div>	<div>0</div>	<div>2</div>	2	<div>1</div>	3
<u>Native Hawaiian or Other Pacific Islander</u>	<div>0</div>	<div>0</div>	<div>0</div>	0	<div>0</div>	0
<u>White</u>	<div>1</div>	<div>3</div>	<div>19</div>	23	<div>0</div>	23
Two or more races	<div>0</div>	<div>0</div>	<div>2</div>	2	<div>0</div>	2
<u>Race and ethnicity unknown</u>	<div>0</div>	<div>0</div>	<div>1</div>	1	<div>0</div>	1
Total women	2	4	35	41	1	42
Grand total (men+women)	5	12	76	93	3	96
Grand total (men+women) 2020-21	6	10	94	110	1	111

Institution: Metropolitan State University of Denver (127565)

User ID: P1275651

Part A - Fall Enrollment for Part-time Undergraduate Students: CIP CODE:52.0000**Enrollment as of the institution's official fall reporting date or as of October 15, 2022**

CIP CODE: 52.0000 -- Business, Management, Marketing and Related Support Services

Part-time undergraduate students

- Report Hispanic/Latino individuals of any race as Hispanic/Latino
- Report race for non-Hispanic/Latino individuals only

Men

Enrolled for <u>credit</u>	<u>Degree/certificate-seeking</u>			Total degree/certificate-seeking	Non-degree/ non-certificate-seeking	Total, <u>part-time</u> <u>undergraduate</u> students
	<u>First-time</u>	<u>Non-first-time</u>				
		<u>Transfer-in</u>	<u>Continuing/ Returning</u>			
<u>U.S. Nonresident</u>	0	0	2	2	0	2
<u>Hispanic/Latino</u>	23	16	151	190	7	197
<u>American Indian or Alaska Native</u>	2	0	4	6	0	6
<u>Asian</u>	3	6	31	40	1	41
<u>Black or African American</u>	9	6	32	47	2	49
<u>Native Hawaiian or Other Pacific Islander</u>	0	1	2	3	0	3
<u>White</u>	8	36	229	273	5	278
Two or more races	1	5	21	27	1	28
<u>Race and ethnicity unknown</u>	1	0	7	8	0	8
Total men	47	70	479	596	16	612

Women

Enrolled for <u>credit</u>	Degree/certificate-seeking			Total degree/certificate-seeking	Non-degree/ non-certificate-seeking	Total, <u>part-time</u> <u>undergraduate</u> students
	<u>First-time</u>	<u>Non-first-time</u>				
		<u>Transfer-in</u>	<u>Continuing/ Returning</u>			
<u>U.S. Nonresident</u>	0	0	1	1	0	1
<u>Hispanic/Latino</u>	27	30	183	240	24	264
<u>American Indian or Alaska Native</u>	1	5	4	10	0	10
<u>Asian</u>	1	8	42	51	1	52
<u>Black or African American</u>	3	6	36	45	0	45
<u>Native Hawaiian or Other Pacific Islander</u>	0	0	0	0	0	0
<u>White</u>	10	21	157	188	5	193
Two or more races	0	4	20	24	1	25
<u>Race and ethnicity unknown</u>	0	1	6	7	1	8
Total women	42	75	449	566	32	598
Grand total (men+women)	89	145	928	1,162	48	1,210
Grand total (men+women) 2020-21	70	155	1,007	1,232	1	1,233

Institution: Metropolitan State University of Denver (127565)

User ID: P1275651

Part A - Fall Enrollment for Undergraduate Students Total**Enrollment as of the institution's official fall reporting date or as of October 15, 2022**Undergraduate Students**Men**

Students enrolled for credit	Total full-time undergraduate students	Total part-time undergraduate students	Grand total, all undergraduate students
<u>U.S. Nonresident</u>	38	6	44
<u>Hispanic/Latino</u>	1,356	888	2,244
<u>American Indian or Alaska Native</u>	24	20	44
<u>Asian</u>	194	145	339
<u>Black or African American</u>	277	227	504
<u>Native Hawaiian or Other Pacific Islander</u>	8	8	16
<u>White</u>	2,069	1,327	3,396
Two or more races	229	134	363
<u>Race and ethnicity unknown</u>	46	36	82
Total men	4,241	2,791	7,032

Women

Students enrolled for credit	Total full-time students	Total part-time students	Grand total, all students
<u>U.S. Nonresident</u>	56	5	61
<u>Hispanic/Latino</u>	2,016	1,418	3,434
<u>American Indian or Alaska Native</u>	39	37	76
<u>Asian</u>	215	175	390
<u>Black or African American</u>	340	288	628

<u>Native Hawaiian or Other Pacific Islander</u>	8	7	15
<u>White</u>	2,074	1,549	3,623
Two or more races	284	194	478
<u>Race and ethnicity unknown</u>	67	44	111
Total women	5,099	3,717	8,816
Grand Total (men+women)	9,340	6,508	15,848

Institution: Metropolitan State University of Denver (127565)

User ID: P1275651

Part A - Fall Enrollment for Graduate Students**Enrollment as of the institution's official fall reporting date or as of October 15, 2022**Graduate Students

Race/Ethnicity Reporting Reminder:

- Report Hispanic/Latino individuals of any race as Hispanic/Latino
- Report race for non-Hispanic/Latino individuals only

Graduate Student Reporting Reminder:

- Report all postbaccalaureate degree and certificate students as graduate students, including any doctor's-professional practice students (formerly first-professional)
- Even though Teacher Preparation certificate programs may require a bachelor's degree for admission, they are considered subbaccalaureate undergraduate programs, and students in these programs are undergraduate students.

Men

Enrolled for <u>credit</u>	Total <u>full-time</u>	Total <u>part-time</u>	Total graduate students
<u>U.S. Nonresident</u>	0	6	6
<u>Hispanic/Latino</u>	23	33	56
<u>American Indian or Alaska Native</u>	0	0	0
<u>Asian</u>	3	4	7
<u>Black or African American</u>	8	11	19
<u>Native Hawaiian or Other Pacific Islander</u>	1	0	1
<u>White</u>	68	74	142
Two or more races	2	8	10
<u>Race and ethnicity unknown</u>	0	1	1
Total men	105	137	242
Total men prior year	101	150	251

Women

Enrolled for <u>credit</u>	Total <u>full-time</u>	Total <u>part-time</u>	Total graduate students
<u>U.S. Nonresident</u>	5	5	10
<u>Hispanic/Latino</u>	117	69	186
<u>American Indian or Alaska Native</u>	1	1	2
<u>Asian</u>	24	15	39
<u>Black or African American</u>	26	23	49
<u>Native Hawaiian or Other Pacific Islander</u>	0	1	1
<u>White</u>	347	221	568
Two or more races	32	9	41
<u>Race and ethnicity unknown</u>	6	3	9
Total women	558	347	905
Total women prior year	563	349	912
Grand total (men+women)	663	484	1,147
Grand total (men+women) prior year	664	499	1,163

Institution: Metropolitan State University of Denver (127565)

User ID: P1275651

Part A - Fall Enrollment for Graduate Students: CIP CODE:13.0000**Enrollment as of the institution's official fall reporting date or as of October 15, 2022**

CIP CODE: 13.0000 -- Education

Graduate students

- Report Hispanic/Latino individuals of any race as Hispanic/Latino
- Report race for non-Hispanic/Latino individuals only
- Report all postbaccalaureate degree and certificate students as graduate students, including any doctor's-professional practice students (formerly first-professional)

Men

Students enrolled for <u>credit</u>	Total <u>full-time</u>	Total <u>part-time</u>	Total graduate students
<u>U.S. Nonresident</u>	0	0	0
<u>Hispanic/Latino</u>	3	0	3
<u>American Indian or Alaska Native</u>	0	0	0
<u>Asian</u>	0	0	0
<u>Black or African American</u>	2	0	2
<u>Native Hawaiian or Other Pacific Islander</u>	0	0	0
<u>White</u>	10	11	21
Two or more races	1	1	2
<u>Race and ethnicity unknown</u>	0	0	0
Total men	16	12	28

Women

Students enrolled for <u>credit</u>	Total <u>full-time</u>	Total <u>part-time</u>	Total graduate students
<u>U.S. Nonresident</u>	0	1	1
<u>Hispanic/Latino</u>	9	8	17

<u>American Indian or Alaska Native</u>	<input type="text" value="0"/>	<input type="text" value="0"/>	0
<u>Asian</u>	<input type="text" value="4"/>	<input type="text" value="1"/>	5
<u>Black or African American</u>	<input type="text" value="2"/>	<input type="text" value="4"/>	6
<u>Native Hawaiian or Other Pacific Islander</u>	<input type="text" value="0"/>	<input type="text" value="1"/>	1
<u>White</u>	<input type="text" value="47"/>	<input type="text" value="27"/>	74
Two or more races	<input type="text" value="7"/>	<input type="text" value="0"/>	7
<u>Race and ethnicity unknown</u>	<input type="text" value="0"/>	<input type="text" value="0"/>	0
Total women	69	42	111
Grand total (men+women)	85	54	139
Grand total (men+women) 2020-21	111	55	166

Institution: Metropolitan State University of Denver (127565)

User ID: P1275651

Part A - Fall Enrollment for Graduate Students: CIP CODE:14.0000**Enrollment as of the institution's official fall reporting date or as of October 15, 2022**

CIP CODE: 14.0000 -- Engineering

Graduate students

- Report Hispanic/Latino individuals of any race as Hispanic/Latino
- Report race for non-Hispanic/Latino individuals only
- Report all postbaccalaureate degree and certificate students as graduate students, including any doctor's-professional practice students (formerly first-professional)

Men

Students enrolled for <u>credit</u>	Total <u>full-time</u>	Total <u>part-time</u>	Total graduate students
<u>U.S. Nonresident</u>	0	0	0
<u>Hispanic/Latino</u>	0	0	0
<u>American Indian or Alaska Native</u>	0	0	0
<u>Asian</u>	0	0	0
<u>Black or African American</u>	0	0	0
<u>Native Hawaiian or Other Pacific Islander</u>	0	0	0
<u>White</u>	0	0	0
Two or more races	0	0	0
<u>Race and ethnicity unknown</u>	0	0	0
Total men	0	0	0

Women

Students enrolled for <u>credit</u>	Total <u>full-time</u>	Total <u>part-time</u>	Total graduate students
<u>U.S. Nonresident</u>	0	0	0
<u>Hispanic/Latino</u>	0	0	0

<u>American Indian or Alaska Native</u>	<input type="text" value="0"/>	<input type="text" value="0"/>	0
<u>Asian</u>	<input type="text" value="0"/>	<input type="text" value="0"/>	0
<u>Black or African American</u>	<input type="text" value="0"/>	<input type="text" value="0"/>	0
<u>Native Hawaiian or Other Pacific Islander</u>	<input type="text" value="0"/>	<input type="text" value="0"/>	0
<u>White</u>	<input type="text" value="0"/>	<input type="text" value="0"/>	0
Two or more races	<input type="text" value="0"/>	<input type="text" value="0"/>	0
<u>Race and ethnicity unknown</u>	<input type="text" value="0"/>	<input type="text" value="0"/>	0
Total women	0	0	0
Grand total (men+women)	0	0	0
Grand total (men+women) 2020-21			

Institution: Metropolitan State University of Denver (127565)

User ID: P1275651

Part A - Fall Enrollment for Graduate Students: CIP CODE:26.0000**Enrollment as of the institution's official fall reporting date or as of October 15, 2022**

CIP CODE: 26.0000 -- Biological and Biomedical Sciences

Graduate students

- Report Hispanic/Latino individuals of any race as Hispanic/Latino
- Report race for non-Hispanic/Latino individuals only
- Report all postbaccalaureate degree and certificate students as graduate students, including any doctor's-professional practice students (formerly first-professional)

Men

Students enrolled for <u>credit</u>	Total <u>full-time</u>	Total <u>part-time</u>	Total graduate students
<u>U.S. Nonresident</u>	0	0	0
<u>Hispanic/Latino</u>	0	0	0
<u>American Indian or Alaska Native</u>	0	0	0
<u>Asian</u>	0	0	0
<u>Black or African American</u>	0	0	0
<u>Native Hawaiian or Other Pacific Islander</u>	0	0	0
<u>White</u>	0	0	0
Two or more races	0	0	0
<u>Race and ethnicity unknown</u>	0	0	0
Total men	0	0	0

Women

Students enrolled for <u>credit</u>	Total <u>full-time</u>	Total <u>part-time</u>	Total graduate students
<u>U.S. Nonresident</u>	0	0	0
<u>Hispanic/Latino</u>	0	0	0

<u>American Indian or Alaska Native</u>	<input type="text" value="0"/>	<input type="text" value="0"/>	0
<u>Asian</u>	<input type="text" value="0"/>	<input type="text" value="0"/>	0
<u>Black or African American</u>	<input type="text" value="0"/>	<input type="text" value="0"/>	0
<u>Native Hawaiian or Other Pacific Islander</u>	<input type="text" value="0"/>	<input type="text" value="0"/>	0
<u>White</u>	<input type="text" value="0"/>	<input type="text" value="0"/>	0
Two or more races	<input type="text" value="0"/>	<input type="text" value="0"/>	0
<u>Race and ethnicity unknown</u>	<input type="text" value="0"/>	<input type="text" value="0"/>	0
Total women	0	0	0
Grand total (men+women)	0	0	0
Grand total (men+women) 2020-21			

Institution: Metropolitan State University of Denver (127565)

User ID: P1275651

Part A - Fall Enrollment for Graduate Students: CIP CODE:27.0000**Enrollment as of the institution's official fall reporting date or as of October 15, 2022**

CIP CODE: 27.0000 -- Mathematics and Statistics

Graduate students

- Report Hispanic/Latino individuals of any race as Hispanic/Latino
- Report race for non-Hispanic/Latino individuals only
- Report all postbaccalaureate degree and certificate students as graduate students, including any doctor's-professional practice students (formerly first-professional)

Men

Students enrolled for <u>credit</u>	Total <u>full-time</u>	Total <u>part-time</u>	Total graduate students
<u>U.S. Nonresident</u>	0	0	0
<u>Hispanic/Latino</u>	0	0	0
<u>American Indian or Alaska Native</u>	0	0	0
<u>Asian</u>	0	0	0
<u>Black or African American</u>	0	0	0
<u>Native Hawaiian or Other Pacific Islander</u>	0	0	0
<u>White</u>	0	0	0
Two or more races	0	0	0
<u>Race/ethnicity unknown</u>	0	0	0
Total men	0	0	0

Women

Students enrolled for <u>credit</u>	Total <u>full-time</u>	Total <u>part-time</u>	Total graduate students
<u>U.S. Nonresident</u>	0	0	0
<u>Hispanic/Latino</u>	0	0	0

<u>American Indian or Alaska Native</u>	<input type="text" value="0"/>	<input type="text" value="0"/>	0
<u>Asian</u>	<input type="text" value="0"/>	<input type="text" value="0"/>	0
<u>Black or African American</u>	<input type="text" value="0"/>	<input type="text" value="0"/>	0
<u>Native Hawaiian or Other Pacific Islander</u>	<input type="text" value="0"/>	<input type="text" value="0"/>	0
<u>White</u>	<input type="text" value="0"/>	<input type="text" value="0"/>	0
Two or more races	<input type="text" value="0"/>	<input type="text" value="0"/>	0
<u>Race/ethnicity unknown</u>	<input type="text" value="0"/>	<input type="text" value="0"/>	0
Total women	0	0	0
Grand total (men+women)	0	0	0
Grand total (men+women) 2020-21			

Institution: Metropolitan State University of Denver (127565)

User ID: P1275651

Part A - Fall Enrollment for Graduate Students: CIP CODE:40.0000**Enrollment as of the institution's official fall reporting date or as of October 15, 2022**

CIP CODE: 40.0000 -- Physical Sciences

Graduate students

- Report Hispanic/Latino individuals of any race as Hispanic/Latino
- Report race for non-Hispanic/Latino individuals only
- Report all postbaccalaureate degree and certificate students as graduate students, including any doctor's-professional practice students (formerly first-professional)

Men

Students enrolled for <u>credit</u>	Total <u>full-time</u>	Total <u>part-time</u>	Total graduate students
<u>U.S. Nonresident</u>	0	0	0
<u>Hispanic/Latino</u>	0	0	0
<u>American Indian or Alaska Native</u>	0	0	0
<u>Asian</u>	0	0	0
<u>Black or African American</u>	0	0	0
<u>Native Hawaiian or Other Pacific Islander</u>	0	0	0
<u>White</u>	0	0	0
Two or more races	0	0	0
<u>Race and ethnicity unknown</u>	0	0	0
Total men	0	0	0

Women

Students enrolled for <u>credit</u>	Total <u>full-time</u>	Total <u>part-time</u>	Total graduate students
<u>U.S. Nonresident</u>	0	0	0
<u>Hispanic/Latino</u>	0	0	0

<u>American Indian or Alaska Native</u>	<input type="text" value="0"/>	<input type="text" value="0"/>	0
<u>Asian</u>	<input type="text" value="0"/>	<input type="text" value="0"/>	0
<u>Black or African American</u>	<input type="text" value="0"/>	<input type="text" value="0"/>	0
<u>Native Hawaiian or Other Pacific Islander</u>	<input type="text" value="0"/>	<input type="text" value="0"/>	0
<u>White</u>	<input type="text" value="0"/>	<input type="text" value="0"/>	0
Two or more races	<input type="text" value="0"/>	<input type="text" value="0"/>	0
<u>Race and ethnicity unknown</u>	<input type="text" value="0"/>	<input type="text" value="0"/>	0
Total women	0	0	0
Grand total (men+women)	0	0	0
Grand total (men+women) 2020-21			

Institution: Metropolitan State University of Denver (127565)

User ID: P1275651

Part A - Fall Enrollment for Graduate Students: CIP CODE:52.0000**Enrollment as of the institution's official fall reporting date or as of October 15, 2022**

CIP CODE: 52.0000 -- Business, Management, Marketing and Related Support Services

Graduate students

- Report Hispanic/Latino individuals of any race as Hispanic/Latino
- Report race for non-Hispanic/Latino individuals only
- Report all postbaccalaureate degree and certificate students as graduate students, including any doctor's-professional practice students (formerly first-professional)

Men

Students enrolled for <u>credit</u>	Total <u>full-time</u>	Total <u>part-time</u>	Total graduate students
<u>U.S. Nonresident</u>	0	6	6
<u>Hispanic/Latino</u>	4	16	20
<u>American Indian or Alaska Native</u>	0	0	0
<u>Asian</u>	1	1	2
<u>Black or African American</u>	0	3	3
<u>Native Hawaiian or Other Pacific Islander</u>	0	0	0
<u>White</u>	5	33	38
Two or more races	0	5	5
<u>Race and ethnicity unknown</u>	0	0	0
Total men	10	64	74

Women

Students enrolled for <u>credit</u>	Total <u>full-time</u>	Total <u>part-time</u>	Total graduate students
<u>U.S. Nonresident</u>	2	4	6
<u>Hispanic/Latino</u>	0	17	17

<u>American Indian or Alaska Native</u>	<input type="text" value="0"/>	<input type="text" value="0"/>	0
<u>Asian</u>	<input type="text" value="2"/>	<input type="text" value="8"/>	10
<u>Black or African American</u>	<input type="text" value="1"/>	<input type="text" value="2"/>	3
<u>Native Hawaiian or Other Pacific Islander</u>	<input type="text" value="0"/>	<input type="text" value="0"/>	0
<u>White</u>	<input type="text" value="8"/>	<input type="text" value="36"/>	44
Two or more races	<input type="text" value="0"/>	<input type="text" value="2"/>	2
<u>Race and ethnicity unknown</u>	<input type="text" value="0"/>	<input type="text" value="1"/>	1
Total women	13	70	83
Grand total (men+women)	23	134	157
Grand total (men+women) 2020-21	31	151	182

Institution: Metropolitan State University of Denver (127565)

User ID: P1275651

Part A - Fall Enrollment - Summary - Grand Totals**Fall Enrollment Summary****Men**

Students enrolled for credit	Total full-time students	Total part-time students	Grand total, all students
<u>U.S. Nonresident</u>	38	12	50
<u>Hispanic/Latino</u>	1,379	921	2,300
<u>American Indian or Alaska Native</u>	24	20	44
<u>Asian</u>	197	149	346
<u>Black or African American</u>	285	238	523
<u>Native Hawaiian or Other Pacific Islander</u>	9	8	17
<u>White</u>	2,137	1,401	3,538
Two or more races	231	142	373
<u>Race and ethnicity unknown</u>	46	37	83
Total men	4,346	2,928	7,274

Women

Students enrolled for credit	Total full-time students	Total part-time students	Grand total, all students
<u>U.S. Nonresident</u>	61	10	71
<u>Hispanic/Latino</u>	2,133	1,487	3,620
<u>American Indian or Alaska Native</u>	40	38	78
<u>Asian</u>	239	190	429
<u>Black or African American</u>	366	311	677

<u>Native Hawaiian or Other Pacific Islander</u>	8	8	16
<u>White</u>	2,421	1,770	4,191
Two or more races	316	203	519
<u>Race and ethnicity unknown</u>	73	47	120
Total women	5,657	4,064	9,721
Grand Total (men+women)	10,003	6,992	16,995

Institution: Metropolitan State University of Denver (127565)

User ID: P1275651

Part A - Fall Enrollment - Summary: CIP CODE:13.0000**Fall Enrollment Totals**

CIP CODE: 13.0000 -- Education

Men

Students enrolled for credit	Total full-time students	Total part-time students	Grand total, all students
<u>U.S. Nonresident</u>	0	0	0
<u>Hispanic/Latino</u>	30	10	40
<u>American Indian or Alaska Native</u>	0	0	0
<u>Asian</u>	3	0	3
<u>Black or African American</u>	3	5	8
<u>Native Hawaiian or Other Pacific Islander</u>	0	0	0
<u>White</u>	57	29	86
Two or more races	7	1	8
<u>Race and ethnicity unknown</u>	4	0	4
Total men	104	45	149

Women

Students enrolled for credit	Total full-time students	Total part-time students	Grand total, all students
<u>U.S. Nonresident</u>	1	1	2
<u>Hispanic/Latino</u>	147	94	241
<u>American Indian or Alaska Native</u>	0	0	0
<u>Asian</u>	13	6	19

<u>Black or African American</u>	16	15	31
<u>Native Hawaiian or Other Pacific Islander</u>	0	1	1
<u>White</u>	221	105	326
Two or more races	19	7	26
<u>Race and ethnicity unknown</u>	2	2	4
Total women	419	231	650
Grand Total (men+women)	523	276	799

Institution: Metropolitan State University of Denver (127565)

User ID: P1275651

Part A - Fall Enrollment - Summary: CIP CODE:14.0000**Fall Enrollment Totals**

CIP CODE: 14.0000 -- Engineering

Men

Students enrolled for credit	Total full-time students	Total part-time students	Grand total, all students
<u>U.S. Nonresident</u>	1	0	1
<u>Hispanic/Latino</u>	30	21	51
<u>American Indian or Alaska Native</u>	1	1	2
<u>Asian</u>	4	5	9
<u>Black or African American</u>	7	7	14
<u>Native Hawaiian or Other Pacific Islander</u>	1	0	1
<u>White</u>	31	15	46
Two or more races	5	2	7
<u>Race and ethnicity unknown</u>	3	2	5
Total men	83	53	136

Women

Students enrolled for credit	Total full-time students	Total part-time students	Grand total, all students
<u>U.S. Nonresident</u>	1	0	1
<u>Hispanic/Latino</u>	13	6	19
<u>American Indian or Alaska Native</u>	1	0	1
<u>Asian</u>	4	0	4

<u>Black or African American</u>	2	2	4
<u>Native Hawaiian or Other Pacific Islander</u>	0	0	0
<u>White</u>	20	9	29
Two or more races	4	0	4
<u>Race and ethnicity unknown</u>	1	0	1
Total women	46	17	63
Grand Total (men+women)	129	70	199

Institution: Metropolitan State University of Denver (127565)

User ID: P1275651

Part A - Fall Enrollment - Summary: CIP CODE:26.0000**Fall Enrollment Totals**

CIP CODE: 26.0000 -- Biological and Biomedical Sciences

Men

Students enrolled for credit	Total full-time students	Total part-time students	Grand total, all students
<u>U.S. Nonresident</u>	1	0	1
<u>Hispanic/Latino</u>	39	29	68
<u>American Indian or Alaska Native</u>	2	0	2
<u>Asian</u>	4	3	7
<u>Black or African American</u>	12	7	19
<u>Native Hawaiian or Other Pacific Islander</u>	0	0	0
<u>White</u>	56	48	104
Two or more races	10	8	18
<u>Race and ethnicity unknown</u>	1	0	1
Total men	125	95	220

Women

Students enrolled for credit	Total full-time students	Total part-time students	Grand total, all students
<u>U.S. Nonresident</u>	4	0	4
<u>Hispanic/Latino</u>	121	91	212
<u>American Indian or Alaska Native</u>	2	2	4
<u>Asian</u>	19	16	35

<u>Black or African American</u>	27	12	39
<u>Native Hawaiian or Other Pacific Islander</u>	1	1	2
<u>White</u>	145	119	264
Two or more races	19	21	40
<u>Race and ethnicity unknown</u>	3	2	5
Total women	341	264	605
Grand Total (men+women)	466	359	825

Institution: Metropolitan State University of Denver (127565)

User ID: P1275651

Part A - Fall Enrollment - Summary: CIP CODE:27.0000**Fall Enrollment Totals**

CIP CODE: 27.0000 -- Mathematics and Statistics

Men

Students enrolled for credit	Total full-time students	Total part-time students	Grand total, all students
<u>U.S. Nonresident</u>	1	0	1
<u>Hispanic/Latino</u>	9	7	16
<u>American Indian or Alaska Native</u>	1	0	1
<u>Asian</u>	2	0	2
<u>Black or African American</u>	1	2	3
<u>Native Hawaiian or Other Pacific Islander</u>	0	0	0
<u>White</u>	19	16	35
Two or more races	3	0	3
<u>Race and ethnicity unknown</u>	1	1	2
Total men	37	26	63

Women

Students enrolled for credit	Total full-time students	Total part-time students	Grand total, all students
<u>U.S. Nonresident</u>	0	0	0
<u>Hispanic/Latino</u>	13	1	14
<u>American Indian or Alaska Native</u>	0	0	0
<u>Asian</u>	2	2	4

<u>Black or African American</u>	1	1	2
<u>Native Hawaiian or Other Pacific Islander</u>	0	0	0
<u>White</u>	10	15	25
Two or more races	1	1	2
<u>Race and ethnicity unknown</u>	1	0	1
Total women	28	20	48
Grand Total (men+women)	65	46	111

Institution: Metropolitan State University of Denver (127565)

User ID: P1275651

Part A - Fall Enrollment - Summary: CIP CODE:40.0000**Fall Enrollment Totals**

CIP CODE: 40.0000 -- Physical Sciences

Men

Students enrolled for credit	Total full-time students	Total part-time students	Grand total, all students
<u>U.S. Nonresident</u>	0	0	0
<u>Hispanic/Latino</u>	14	12	26
<u>American Indian or Alaska Native</u>	0	1	1
<u>Asian</u>	3	2	5
<u>Black or African American</u>	2	2	4
<u>Native Hawaiian or Other Pacific Islander</u>	0	0	0
<u>White</u>	32	34	66
Two or more races	2	3	5
<u>Race and ethnicity unknown</u>	0	0	0
Total men	53	54	107

Women

Students enrolled for credit	Total full-time students	Total part-time students	Grand total, all students
<u>U.S. Nonresident</u>	1	0	1
<u>Hispanic/Latino</u>	14	9	23
<u>American Indian or Alaska Native</u>	0	1	1
<u>Asian</u>	0	3	3

<u>Black or African American</u>	1	3	4
<u>Native Hawaiian or Other Pacific Islander</u>	0	0	0
<u>White</u>	27	23	50
Two or more races	3	2	5
<u>Race and ethnicity unknown</u>	0	1	1
Total women	46	42	88
Grand Total (men+women)	99	96	195

Institution: Metropolitan State University of Denver (127565)

User ID: P1275651

Part A - Fall Enrollment - Summary: CIP CODE:52.0000**Fall Enrollment Totals**

CIP CODE: 52.0000 -- Business, Management, Marketing and Related Support Services

Men

Students enrolled for credit	Total full-time students	Total part-time students	Grand total, all students
<u>U.S. Nonresident</u>	13	8	21
<u>Hispanic/Latino</u>	394	213	607
<u>American Indian or Alaska Native</u>	6	6	12
<u>Asian</u>	61	42	103
<u>Black or African American</u>	73	52	125
<u>Native Hawaiian or Other Pacific Islander</u>	2	3	5
<u>White</u>	449	311	760
Two or more races	52	33	85
<u>Race and ethnicity unknown</u>	11	8	19
Total men	1,061	676	1,737

Women

Students enrolled for credit	Total full-time students	Total part-time students	Grand total, all students
<u>U.S. Nonresident</u>	20	5	25
<u>Hispanic/Latino</u>	355	281	636
<u>American Indian or Alaska Native</u>	8	10	18
<u>Asian</u>	57	60	117

<u>Black or African American</u>	75	47	122
<u>Native Hawaiian or Other Pacific Islander</u>	2	0	2
<u>White</u>	288	229	517
Two or more races	41	27	68
<u>Race and ethnicity unknown</u>	10	9	19
Total women	856	668	1,524

Grand Total (men+women)	1,917	1,344	3,261
--------------------------------	--------------	--------------	--------------

Institution: Metropolitan State University of Denver (127565)

User ID: P1275651

Part A - Fall Enrollment- Gender Unknown or another gender than Men/Women categories**Part A - Fall Enrollment - Gender Unknown or another gender than Provided Categories**

- The 'gender unknown' category is to report students for whom the institution does not know a gender.
- Institutions should not ask students that do not select a binary gender to allocate themselves to a binary gender category; it is up to the institution to allocate unknown students and students that indicate another gender into the binary categories throughout the forms where required. One commonly used method to allocate students is to use the known portion of men to women.

Is your institution able to report another gender for the 2022-23 data collection? If you indicate 'No', your institution should leave the cells in the rows for 'Another gender' blank (i.e., do not report 0). If you indicate 'Yes', but no students identified as another gender, please enter '0'.

Undergraduate students:

- ☒ Yes
☐ No

Graduate students:

- ☒ Yes
☐ No

Of the total students reported, how many students did you allocate to a binary gender category (Men/Women) because their gender was unknown or another gender than the provided categories?


		Number of students	
		Undergraduate students	Graduate students
Grand total		15,848	1,147
	Gender unknown (i.e., gender information is not known or not collected).	<input type="text" value="0"/>	<input type="text" value="0"/>
	Another gender (i.e., gender information is known but does not fall into either of the mutually exclusive binary categories provided [Men/Women]).	<input type="text" value="311"/>	<input type="text" value="13"/>
	Total of Gender unknown + Another gender	311	13
	Total of Students for whom gender is known and falls into one of the mutually exclusive binary categories provided [Men/Women]	15,537	1,134


Institution: Metropolitan State University of Denver (127565)

User ID: P1275651

Part A - Fall Enrollment by Distance Education Status

Enrollment as of the institution's official fall reporting date or as of October 15, 2022

	<u>Undergraduate</u> Students		<u>Graduate Students</u>
	<u>Degree/certificate-seeking</u>	Non-degree/non-certificate-seeking	
 Enrolled <i>exclusively</i> in <u>distance education courses</u>	3,717	87	442
Enrolled in <i>at least one</i> but not all distance education courses	7,405	160	556
<i>Not enrolled</i> in any distance education courses	3,825	654	149
Total (from prior part A screens)	14,947	901	1,147

 You may use the box below to provide additional context for the data you have reported above. Context notes will be posted on the College Navigator website. Therefore, you should write all context notes using proper grammar (e.g., complete sentences with punctuation) and common language that can be easily understood by students and parents (e.g., spell out acronyms).

Institution: Metropolitan State University of Denver (127565)

User ID: P1275651

Part A - Fall Enrollment by Distance Education Status**Of those students *exclusively* enrolled in distance education courses, report the number that are:**

		<u>Undergraduate</u> Students		<u>Graduate Students</u>
		<u>Degree/certificate-seeking</u>	Non-degree/non-certificate-seeking	
Located in	CO	3,517	82	422
Located in the U.S. but not in	CO	151	5	20
Located in the U.S. but state/jurisdiction unknown		49	0	0
Located outside the U.S.		0	0	0
Location unknown/unreported		0	0	0
Total students exclusively enrolled in distance education (from section above)		3,717	87	442

Institution: Metropolitan State University of Denver (127565)

User ID: P1275651

Part B - Fall Enrollment by Age and Gender for Full-time Undergraduate Students**Enrollment as of the institution's official fall reporting date or as of October 15, 2022**NOTE: These data are **optional** this year.

Age	Full-time Undergraduate Students	
	Men	Women
Under 18	36	60
18-19	1,002	1,337
20-21	1,011	1,356
22-24	1,024	1,127
25-29	642	646
30-34	304	298
35-39	111	126
40-49	88	114
50-64	23	35
65 and over	0	0
Age unknown/unreported	0	0
Total full-time undergraduate students (from part A)	4,241	5,099

Institution: Metropolitan State University of Denver (127565)

User ID: P1275651

Part B - Fall Enrollment by Age and Gender for Part-time Undergraduate Students**Enrollment as of the institution's official fall reporting date or as of October 15, 2022**NOTE: These data are **optional** this year.

Age	Part-time Undergraduate Students	
	Men	Women
Under 18	172	273
18-19	392	403
20-21	360	469
22-24	607	784
25-29	553	693
30-34	294	468
35-39	179	247
40-49	148	252
50-64	78	117
65 and over	8	11
Age unknown/unreported	0	0
Total part-time undergraduate students (from part A)	2,791	3,717

Institution: Metropolitan State University of Denver (127565)

User ID: P1275651

Part B - Fall Enrollment by Age and Gender for Full-time Graduate Students**Enrollment as of the institution's official fall reporting date or as of October 15, 2022**NOTE: These data are **optional** this year.

Age	Full-time Graduate Students	
	Men	Women
Under 18	0	0
18-19	0	0
20-21	0	6
22-24	10	99
25-29	31	191
30-34	25	117
35-39	18	57
40-49	18	59
50-64	3	29
65 and over	0	0
Age unknown/unreported	0	0
Total full-time graduate students (from part A)	105	558

Institution: Metropolitan State University of Denver (127565)

User ID: P1275651

Part B - Fall Enrollment by Age and Gender for Part-time Graduate Students**Enrollment as of the institution's official fall reporting date or as of October 15, 2022**NOTE: These data are **optional** this year.

Age	Part-time Graduate Students	
	Men	Women
Under 18	<input type="text" value="0"/>	<input type="text" value="0"/>
18-19	<input type="text" value="0"/>	<input type="text" value="0"/>
20-21	<input type="text" value="0"/>	<input type="text" value="1"/>
22-24	<input type="text" value="11"/>	<input type="text" value="35"/>
25-29	<input type="text" value="39"/>	<input type="text" value="116"/>
30-34	<input type="text" value="34"/>	<input type="text" value="71"/>
35-39	<input type="text" value="21"/>	<input type="text" value="38"/>
40-49	<input type="text" value="22"/>	<input type="text" value="68"/>
50-64	<input type="text" value="9"/>	<input type="text" value="17"/>
65 and over	<input type="text" value="1"/>	<input type="text" value="1"/>
Age unknown/unreported	0	0
Total part-time graduate students (from part A)	137	347

Institution: Metropolitan State University of Denver (127565)

User ID: P1275651

Part C - Screening Question

Did any of your first-time degree/certificate-seeking undergraduate students (reported in Part A) enroll within 12 months of graduating high school or receiving their GED?

- ☐ No, we do not have any first-time students who enrolled within 12 months of their high school graduation.
- ☒ Yes, we have first-time students who enrolled within 12 months of their high school graduation.




You may use the box below to provide additional context for the data you have reported above. Context notes will be posted on the College Navigator website. Therefore, you should write all context notes using proper grammar (e.g., complete sentences with punctuation) and common language that can be easily understood by students and parents (e.g., spell out acronyms).

Institution: Metropolitan State University of Denver (127565)

User ID: P1275651

Part C - Residence of First-time Undergraduates**Enrollment as of the institution's official fall reporting date or as of October 15, 2022**Enter **at least one** zero, where applicable, to verify that the screen has not been skipped.

State of <u>residence</u> when student was first admitted	FIPS Code	 Total <u>first-time</u> degree/certificate-seeking undergraduates (1)	Of students in column 1, those who enrolled within 12 months of high school graduation or receiving their GED (2)
Alabama	01	<input type="text"/>	<input type="text"/>
Alaska	02	<input type="text"/>	<input type="text"/>
Arizona	04	<input type="text" value="4"/>	<input type="text" value="3"/>
Arkansas	05	<input type="text"/>	<input type="text"/>
California	06	<input type="text" value="6"/>	<input type="text" value="6"/>
Colorado	08	<input type="text" value="2,132"/>	<input type="text" value="1,592"/>
Connecticut	09	<input type="text" value="0"/>	<input type="text" value="0"/>
Delaware	10	<input type="text"/>	<input type="text"/>
District of Columbia	11	<input type="text"/>	<input type="text"/>
Florida	12	<input type="text" value="7"/>	<input type="text" value="4"/>
Georgia	13	<input type="text" value="2"/>	<input type="text" value="2"/>
Hawaii	15	<input type="text" value="2"/>	<input type="text" value="1"/>
Idaho	16	<input type="text"/>	<input type="text"/>
Illinois	17	<input type="text" value="5"/>	<input type="text" value="4"/>
Indiana	18	<input type="text" value="1"/>	<input type="text" value="0"/>

Iowa	19	<input type="text"/>	<input type="text"/>
Kansas	20	<input type="text" value="1"/>	<input type="text" value="1"/>
Kentucky	21	<input type="text"/>	<input type="text"/>
Louisiana	22	<input type="text" value="1"/>	<input type="text" value="1"/>
Maine	23	<input type="text"/>	<input type="text"/>

Institution: Metropolitan State University of Denver (127565)

User ID: P1275651

Part C - Residence of First-time Undergraduates**Enrollment as of the institution's official fall reporting date or as of October 15, 2022**Enter **at least one** zero, where applicable, to verify that the screen has not been skipped.

State of <u>residence</u> when student was first admitted	FIPS Code	Total <u>first-time</u> degree/certificate-seeking undergraduates (1)	Of students in column 1, those who enrolled within 12 months of high school graduation or receiving their GED (2)
Maryland	24	<input type="text"/>	<input type="text"/>
Massachusetts	25	<input type="text"/>	<input type="text"/>
Michigan	26	<input type="text" value="0"/>	<input type="text" value="0"/>
Minnesota	27	<input type="text" value="2"/>	<input type="text" value="1"/>
Mississippi	28	<input type="text"/>	<input type="text"/>
Missouri	29	<input type="text"/>	<input type="text"/>
Montana	30	<input type="text"/>	<input type="text"/>
Nebraska	31	<input type="text" value="3"/>	<input type="text" value="2"/>
Nevada	32	<input type="text" value="6"/>	<input type="text" value="4"/>
New Hampshire	33	<input type="text" value="1"/>	<input type="text" value="0"/>
New Jersey	34	<input type="text" value="1"/>	<input type="text" value="1"/>
New Mexico	35	<input type="text" value="1"/>	<input type="text" value="1"/>
New York	36	<input type="text" value="1"/>	<input type="text" value="0"/>
North Carolina	37	<input type="text" value="3"/>	<input type="text" value="3"/>
North Dakota	38	<input type="text"/>	<input type="text"/>

Ohio	39	<input type="text" value="0"/>	<input type="text" value="0"/>
Oklahoma	40	<input type="text" value="2"/>	<input type="text" value="0"/>
Oregon	41	<input type="text" value="4"/>	<input type="text" value="2"/>
Pennsylvania	42	<input type="text" value="1"/>	<input type="text" value="0"/>
Rhode Island	44	<input type="text"/>	<input type="text"/>


Institution: Metropolitan State University of Denver (127565)

User ID: P1275651

Part C - Residence of First-time Undergraduates**Enrollment as of the institution's official fall reporting date or as of October 15, 2022**Enter **at least one** zero, where applicable, to verify that the screen has not been skipped.

State of <u>residence</u> when student was first admitted	FIPS Code	Total <u>first-time</u> degree/certificate-seeking undergraduates (1)	Of students in column 1, those who enrolled within 12 months of high school graduation or receiving their GED (2)
South Carolina	45	<input type="text"/>	<input type="text"/>
South Dakota	46	<input type="text" value="1"/>	<input type="text" value="1"/>
Tennessee	47	<input type="text"/>	<input type="text"/>
Texas	48	<input type="text" value="4"/>	<input type="text" value="1"/>
Utah	49	<input type="text" value="2"/>	<input type="text" value="2"/>
Vermont	50	<input type="text"/>	<input type="text"/>
Virginia	51	<input type="text" value="0"/>	<input type="text" value="0"/>
Washington	53	<input type="text" value="0"/>	<input type="text" value="0"/>
West Virginia	54	<input type="text"/>	<input type="text"/>
Wisconsin	55	<input type="text" value="2"/>	<input type="text" value="2"/>
Wyoming	56	<input type="text" value="1"/>	<input type="text" value="1"/>
<u>State Unknown</u>	57	<input type="text"/>	<input type="text"/>
American Samoa	60	<input type="text"/>	<input type="text"/>
Federated States of Micronesia	64	<input type="text"/>	<input type="text"/>
Guam	66	<input type="text"/>	<input type="text"/>

Marshall Islands	68	<input type="text"/>	<input type="text"/>
Northern Marianas	69	<input type="text"/>	<input type="text"/>
Palau	70	<input type="text"/>	<input type="text"/>
Puerto Rico	72	<input type="text"/>	<input type="text"/>
Virgin Islands	78	<input type="text"/>	<input type="text"/>
Foreign Countries	90	<input type="text" value="1"/>	<input type="text" value="0"/>
Residence unknown/unreported	98	<input type="text" value="0"/>	<input type="text"/>
Total first-time degree/certificate-seeking undergraduates (from Part A)		2,197	1,635

 You may use the box below to provide additional context for the data you have reported above. Context notes will be posted on the College Navigator website. Therefore, you should write all context notes using proper grammar (e.g., complete sentences with punctuation) and common language that can be easily understood by students and parents (e.g., spell out acronyms).

Institution: Metropolitan State University of Denver (127565)

User ID: P1275651

Part D - Total Undergraduate Entering Class

Total Undergraduate Entering Class, Fall 2022

D1	Total full-time, first-time degree/certificate-seeking <u>undergraduates</u> from Part A (GR <u>cohort</u>)	1,561
D2	Total <u>first-time</u> degree/certificate-seeking undergraduates (full-time + part-time) from Part A	2,197
D3	Total <u>transfer-in (non-first-time entering)</u> degree/certificate-seeking undergraduates (full-time + part-time) from Part A	1,878
D4	Total <u>non-degree/non-certificate-seeking</u> undergraduates (full-time + part-time) from Part A	901
D5	Of the total non-degree/non-certificate-seeking undergraduates displayed on line D4, the number that are new to the institution in Fall 2022	<input type="text" value="7"/>
D6	Total <u>entering students</u> at the undergraduate level Note: This is calculated as first-time students (line D2) + students transferring to the institution (line D3) + non-degree/non-certificate-seeking undergraduates entering in Fall 2022 (line D5).	4,082
D7	Percentage of undergraduate entering class represented by your GR <u>cohort</u> (line D1/line D6)	38

Institution: Metropolitan State University of Denver (127565)

User ID: P1275651

Part E - First-time Bachelor's Cohort Retention Rates (Full-time)

Retention Rates - Full-time, First-time Bachelor's Cohort from Fall 2021

Academic reporters determine the cohort and retention as of the institution's official fall reporting date or as of October 15. Program reporters determine the cohort with enrollment any time between August 1 and October 31, 2021 and retention based on August 1, 2022.

The retention rate is calculated by the system after clicking "Save" on the screen. Exclusions are subtracted from and inclusions are added to the original cohort and the resulting adjusted cohort is used for calculating the retention rate.

Retention Data Reporting Reminders:

- Include only **full-time, first-time bachelor's** students in this cohort.
- Determine the full-time cohort using Fall 2021 status (e.g., if a student was full-time in Fall 2021, report them in the full-time cohort regardless of their Fall 2022 status).
- If there are no students to report in the cohort, enter zero. Do not leave the field blank.
- Report in the exclusions box (line E2a) the number of students from the cohort who left the institution for any of the following reasons: died or were totally and permanently disabled; to serve in the armed forces (including those called to active duty); to serve with a foreign aid service of the Federal Government (e.g., Peace Corps); or to serve on official church missions.
- Report in the inclusion box (line E2b) first-time bachelor's-seeking study abroad students who were excluded from the first-time cohort (line E1) but who have re-enrolled at the institution their second year.

FULL-TIME, FIRST-TIME BACHELOR'S COHORT RETENTION:			Prior year data (Fall 2020 cohort)	
E1	Full-time, first-time Fall 2021 bachelor's cohort	1,519	1,675	
E2a	<u>Exclusions</u> from the Fall 2021 cohort	35	214	
E2b	Inclusion to the Fall 2021 cohort	0	0	
E3	Adjusted Fall 2021 cohort (line E1- E2a + E2b)	1,484	1,461	
E4	Students from Fall 2021 cohort still enrolled as of Fall 2022	932	918	
E5	Full-time, first-time Fall 2021 bachelor's cohort retention rate (line E4 / line E3)	63 %	63 %	



The notes below provide context for the data you've reported above and **may** be posted on the College Navigator website.

Choose one option that best explains your data or choose "Not Applicable" if you do not wish to provide context notes. If none of the options provided explain your institution's data, then choose "Other" and write your own context notes. Therefore, you should write all context notes using proper grammar (e.g., complete sentences with punctuation) and common language that can be easily understood by students and parents (e.g., spell out acronyms).

Not Applicable

Institution: Metropolitan State University of Denver (127565)

User ID: P1275651

Part E - First-time Bachelor's Cohort Retention Rates (Part-time)

Retention Rates - Part-time, First-time Bachelor's Cohort from Fall 2021

Academic reporters determine the cohort and retention as of the institution's official fall reporting date or as of October 15. Program reporters determine the cohort with enrollment any time between August 1 and October 31, 2021 and retention based on August 1, 2022.

The retention rate is calculated by the system after clicking "Save" on the screen. Exclusions are subtracted from the original cohort and the resulting adjusted cohort is used for calculating the retention rate.

Retention Data Reporting Reminders:

- Include only **part-time, first-time bachelor's** students in this cohort.
- Determine part-time using Fall 2021 attendance status (e.g., if a student was part-time in Fall 2021, report them in the part-time cohort regardless of their Fall 2022 status).
- If there are no students to report in the cohort, enter zero. Do not leave the field blank.
- Report in the exclusions box (line E7a) the number of students from the cohort who left the institution for any of the following reasons: died or were totally and permanently disabled; to serve in the armed forces (including those called to active duty); to serve with a foreign aid service of the Federal Government (e.g., Peace Corps); or to serve on official church missions.
- Report in the inclusion box (line E7b) first-time bachelor's-seeking study abroad students who were excluded from the first-time cohort (line E6) but who have re-enrolled at the institution their second year.

PART-TIME, FIRST-TIME BACHELOR'S COHORT RETENTION:			Prior year data (Fall 2020 cohort)	
E6	Part-time, first-time Fall 2021 bachelor's cohort	<input type="text" value="493"/>	529	
E7a	<u>Exclusions</u> from the Fall 2021 cohort	<input type="text" value="27"/>	166	
E7b	Inclusions to the Fall 2021 cohort	<input type="text" value="0"/>	0	
E8	Adjusted Fall 2021 cohort (line E6 - E7a + E7b)	466	363	
E9	Students from Fall 2021 cohort still enrolled as of Fall 2022	<input type="text" value="200"/>	161	
E10	Part-time, first-time Fall 2021 bachelor's cohort retention rate (line E9 / line E8)	43 %	44 %	



The notes below provide context for the data you've reported above and **may** be posted on the College Navigator website.

Choose one option that best explains your data or choose "Not Applicable" if you do not wish to provide context notes. If none of the options provided explain your institution's data, then choose "Other" and write your own context notes. Therefore, you should write all context notes using proper grammar (e.g., complete sentences with punctuation) and common language that can be easily understood by students and parents (e.g., spell out acronyms).

Not Applicable

Institution: Metropolitan State University of Denver (127565)

User ID: P1275651

Part F - Student-to-Faculty Ratio

Student-to-Faculty Ratio

Please provide your institution's student-to-faculty ratio (i.e., student-to-instructional staff) for undergraduate programs for Fall 2022. The student-to-faculty ratio and any accompanying context that is provided will be displayed on College Navigator.

Note: Logic in this item is similar to item I-2 from the Common Data Set data collection.

Click [here](#) to use a worksheet to help you determine the student-to-faculty ratio

Student-to-faculty ratio


16

to 1

Student-to-faculty ratio prior year

19

to 1

 You may use the box below to provide additional context for the data you have reported above. Context notes will be posted on the College Navigator website. Therefore, you should write all context notes using proper grammar (e.g., complete sentences with punctuation) and common language that can be easily understood by students and parents (e.g., spell out acronyms).

Institution: Metropolitan State University of Denver (127565)

User ID: P1275651

Prepared by

Reporting Reminders:

- The name of the preparer is being collected so that we can follow up with the appropriate person in the event that there are questions concerning the data.
- The Keyholder will be copied on all email correspondence to other preparers.
- The time it took to prepare this component is being collected so that we can continue to improve our estimate of the reporting burden associated with IPEDS.
- Please include in your estimate the time it took for you to review instructions, query and search data sources, complete and review the component, and submit the data through the Data Collection System.
- Thank you for your assistance.

This survey component was prepared by:

<input checked="" type="radio"/>	Keyholder	<input type="radio"/>	SFA Contact	<input type="radio"/>	HR Contact
<input type="radio"/>	Finance Contact	<input type="radio"/>	Academic Library Contact	<input type="radio"/>	Other
Name: <input type="text" value="Sean Petranovich"/>					
Email: <input type="text" value="spetran1@msudenver.edu"/>					

How many staff from your institution only were involved in the data collection and reporting process of this survey component?

Number of Staff (including yourself)

How many hours did you and others from your institution only spend on each of the steps below when responding to this survey component?

Exclude the hours spent collecting data for state and other reporting purposes.

Staff member	Collecting Data Needed	Revising Data to Match IPEDS Requirements	Entering Data	Revising and Locking Data
Your office	<input type="text" value="10.00"/> hours	<input type="text" value="10.00"/> hours	<input type="text" value="3.00"/> hours	<input type="text" value="1.00"/> hours
Other offices	<input type="text"/> hours	<input type="text"/> hours	<input type="text"/> hours	<input type="text"/> hours

Institution: Metropolitan State University of Denver (127565)

User ID: P1275651

Summary

Fall Enrollment Survey Summary

IPEDS collects important information regarding your institution. All data reported in IPEDS survey components become available in the IPEDS Data Center and appear as aggregated data in various Department of Education reports. Additionally, some of the reported data appears specifically for your institution through the College Navigator website and is included in your institution's Data Feedback Report (DFR). The purpose of this summary is to provide you an opportunity to view some of the data that, when accepted through the IPEDS quality control process, will appear on the College Navigator website and/or your DFR. College Navigator is updated approximately three months after the data collection period closes and Data Feedback Reports will be available through the [Data Center](#) and sent to your institution's CEO in November 2023.

Please review your data for accuracy. If you have questions about the data displayed below after reviewing the data reported on the survey screens, please contact the IPEDS Help Desk at: 1-877-225-2568 or ipedshelp@rti.org.

Four-Year Institutions with Graduate Students

Student Enrollment	
Total enrollment	16,995
Undergraduate enrollment	15,848
Undergraduate transfer-in enrollment	1,878
Graduate enrollment	1,147
Student-to-faculty ratio	16 to 1

Student Characteristics (All Students)	
Percent of all students who are female	57%
Percent of all students by race/ethnicity:	
American Indian or Alaska Native	1%
Asian	5%
Black or African American	7%
Hispanic/Latino	35%
Native Hawaiian or Pacific Islander	0%
White	45%
Two or More Races	5%
Race and ethnicity unknown	1%

U.S. Nonresident	1%
------------------	----

Undergraduate Student Characteristics

Percent of undergraduates who are female	56%
Percent of undergraduates who are full-time	59%
Percent of undergraduates by race/ethnicity:	
American Indian or Alaska Native	1%
Asian	5%
Black or African American	7%
Hispanic/Latino	36%
Native Hawaiian or Pacific Islander	0%
White	44%
Two or More Races	5%
Race and ethnicity unknown	1%
U.S. Nonresident	1%

Undergraduate Retention and Graduation Rate Cohort

First-time, full-time bachelor's seeking student retention rate	63%
First-time, part-time bachelor's seeking student retention rate	43%
Graduation rate cohort as percent of total entering students	
	38%

Graduate Student Characteristics

Percent of graduate students who are female	79%
Percent of graduate students who are full-time	58%

Institution: Metropolitan State University of Denver (127565)

User ID: P1275651

Edit Report

Fall Enrollment

Source	Description	Severity	Resolved	Options
Global Edits				
Perform Edits	The total number of first-time undergraduate students (2,197) in the Fall Enrollment component is different from the reported total number of first-time undergraduate students in the Admissions component (1,913). Please correct your data or explain the discrepancy. (Error #6824)	Explanation	Yes	
Reason	Counts from the admissions survey include only new applicants for Fall 2022 who enrolled in Fall 2022, whereas the counts here from the fall enrollment survey also includes deferred applicants from Summer 2022 or Spring 2022 of students who would be first-time degree students along with the Fall 2022 starters.			