

IPEDS 2022-23 Data Collection System

IPEDS HELP DESK (877) 225-2568 | ipedshelp@rti.org
OMB NO. 1850-0582 v.30 : Approval Expires 8/31/2025
User ID: P1275651

12-month Enrollment 2022-23

Institution: Metropolitan State University of Denver (127565)

User ID: P1275651

Overview

12-month Enrollment Overview

The 12-month Enrollment component collects unduplicated student enrollment counts and instructional activity data for an entire 12-month period. Using the instructional activity data reported, a full-time equivalent (FTE) student enrollment at the undergraduate and graduate level is estimated (4-year institutions only). Institutions with Doctor's - professional practice students will also report the FTE enrollment of those students (4-year institutions only). NCES uses the FTE enrollment to produce indicators such as expenses by function per FTE as reported in the IPEDS Data Feedback Report.

Data Reporting Reminder:

- All institutions must use the July 1 - June 30 reporting period.
- Report data to accurately reflect the time period corresponding with the IPEDS survey component, even if such reporting is seemingly inconsistent with prior-year reporting.

Changes to reporting:

The following changes were implemented for the 2022-23 data collection period:

- The "Nonresident alien" terminology has been changed to "U.S. Nonresident" but should include the same category of students.
- A question about gender has been added at the end of the Part A to collect information about students for whom gender does not fit the binary gender (Men/Women) categories provided. **Institutions should still allocate those students to the Men/Women categories throughout the survey component at this time.**
There are also new FAQs to help with questions about the new reporting.
- A part-time column was added for graduate student unduplicated enrollment counts.
- References to summer term were changed to summer session.
- FAQ #4 has been removed as it refers to an old change.
- FAQ #7 on consistent reporting of EF, E12, and OM has been updated for clarification.
- FAQ on reporting undocumented and DACA students has been updated along with instructions.

Resources:


- To download the survey materials for this component: [Survey Materials](#)
- To access your prior year data submission for this component: [Reported Data](#)

If you have questions about completing this survey, please contact the IPEDS Help Desk at 1-877-225-2568.

Undergraduate Instructional Activity Type

Which instructional activity units will you use to report undergraduate instructional activity?

- Undergraduate instructional activity data in Part B may be reported in units of clock hours or credit hours.
 - Please note that any graduate level instructional activity must be reported in credit hours. (4-year institutions only)
- ☐ Clock hours
- ☒ Credit hours
- ☐ Both clock and credit hours (some undergraduate programs measured in clock hours and some measured in credit hours)

 You may use the box below to provide additional context for the data you have reported above. Context notes will be posted on the College Navigator website. Therefore, you should write all context notes using proper grammar (e.g., complete sentences with punctuation) and common language that can be easily understood by students and parents (e.g., spell out acronyms).

Institution: Metropolitan State University of Denver (127565)

User ID: P1275651

Part A - Unduplicated Count for Full-time Undergraduate Students

12-month Unduplicated Count by Race/Ethnicity and Gender - Full-time Undergraduate Students

July 1, 2021 – June 30, 2022

Reporting Reminders:

- The 12-month unduplicated count must be equal or greater than the corresponding prior year fall enrollment.
- Report Hispanic/Latino individuals of any race as Hispanic/Latino
- Report race for non-Hispanic/Latino individuals only
- Even though Teacher Preparation certificate programs may require a bachelor's degree for admission, they are considered subbaccalaureate undergraduate programs, and students in these programs are undergraduate students.

Men

Students enrolled for <u>credit</u>	Degree/certificate-seeking			Total degree/certificate-seeking	Non-degree/ non-certificate-seeking	Total, Full-time undergraduate students
	<u>First-time</u>	<u>Non-first-time</u>				
		<u>Transfer- in</u>	<u>Continuing/ Returning</u>			
<u>U.S. Nonresident</u>	9	5	26	40	2	42
<u>Hispanic/Latino</u>	293	176	1,008	1,477	19	1,496
<u>American Indian or Alaska Native</u>	3	4	11	18	0	18
<u>Asian</u>	42	35	165	242	4	246
<u>Black or African American</u>	55	48	212	315	3	318
<u>Native Hawaiian or Other Pacific Islander</u>	0	3	6	9	0	9
<u>White</u>	328	400	1,853	2,581	7	2,588
Two or more races	31	34	178	243	1	244
<u>Race and ethnicity unknown</u>	5	5	58	68	0	68
Total men	766	710	3,517	4,993	36	5,029
Total men prior year	845	798	3,946	5,589	8	5,597

Women

Students enrolled for <u>credit</u>	Degree/certificate-seeking			Total degree/certificate-seeking	Non-degree/ non-certificate-seeking	Total, Full-time undergraduate students
	<u>First-time</u>	<u>Non-first-time</u>				
		<u>Transfer-in</u>	<u>Continuing/ Returning</u>			
<u>U.S. Nonresident</u>	6	16	34	56	2	58
<u>Hispanic/Latino</u>	431	250	1,500	2,181	34	2,215
<u>American Indian or Alaska Native</u>	3	2	18	23	0	23
<u>Asian</u>	44	27	176	247	5	252
<u>Black or African American</u>	51	57	262	370	2	372
<u>Native Hawaiian or Other Pacific Islander</u>	4	2	6	12	0	12
<u>White</u>	281	414	1,861	2,556	12	2,568
Two or more races	36	47	232	315	7	322
<u>Race and ethnicity unknown</u>	5	10	50	65	1	66
Total women	861	825	4,139	5,825	63	5,888
Total women prior year	1,016	952	4,757	6,725	4	6,729

Grand total (2021-22)	1,627	1,535	7,656	10,818	99	10,917
Prior year data:						

Grand total (men+women) prior year	1,861	1,750	8,703	12,314	12	12,326
Total Full-time undergraduate enrollment Fall 2021 <i>NOTE: Grand total (2021-22) calculated above is expected to be greater than total Full-time undergraduate enrollment Fall 2021.</i>	1,519	1,111	7,088	9,718	133	9,851

Institution: Metropolitan State University of Denver (127565)

User ID: P1275651

Part A - Unduplicated Count for Part-time Undergraduate Students

12-month Unduplicated Count by Race/Ethnicity and Gender - Part-time Undergraduate Students

July 1, 2021 – June 30, 2022

Reporting Reminders:

- The 12-month unduplicated count must be equal or greater than the corresponding prior year fall enrollment.
- Report Hispanic/Latino individuals of any race as Hispanic/Latino
- Report race for non-Hispanic/Latino individuals only
- Even though Teacher Preparation certificate programs may require a bachelor's degree for admission, they are considered subbaccalaureate undergraduate programs, and students in these programs are undergraduate students.

Men

Students enrolled for <u>credit</u>	Degree/certificate-seeking			Non-degree/ non-certificate- seeking	Total, Part-time undergraduate students	
	First-time	Non-first-time				Total degree/certificate- seeking
		Transfer- in	Continuing/ Returning			
<u>U.S. Nonresident</u>	0	0	19	19	0	19
<u>Hispanic/Latino</u>	119	109	707	935	170	1,105
<u>American Indian or Alaska Native</u>	1	1	16	18	0	18
<u>Asian</u>	11	16	131	158	25	183
<u>Black or African American</u>	32	40	208	280	25	305
<u>Native Hawaiian or Other Pacific Islander</u>	0	0	1	1	0	1
<u>White</u>	88	199	1,446	1,733	293	2,026
Two or more races	13	22	143	178	25	203
<u>Race and ethnicity unknown</u>	2	6	60	68	17	85
Total men	266	393	2,731	3,390	555	3,945
Total men prior year	320	517	3,024	3,861	380	4,241

Women

Students enrolled for <u>credit</u>	Degree/certificate-seeking			Total degree/certificate-seeking	Non-degree/ non-certificate-seeking	Total, Part-time undergraduate students
	<u>First-time</u>	<u>Non-first-time</u>				
		<u>Transfer- in</u>	<u>Continuing/ Returning</u>			
<u>U.S. Nonresident</u>	0	1	9	10	2	12
<u>Hispanic/Latino</u>	145	246	1,195	1,586	337	1,923
<u>American Indian or Alaska Native</u>	3	2	22	27	1	28
<u>Asian</u>	15	41	176	232	32	264
<u>Black or African American</u>	32	73	246	351	41	392
<u>Native Hawaiian or Other Pacific Islander</u>	0	2	9	11	1	12
<u>White</u>	112	337	1,723	2,172	369	2,541
Two or more races	20	26	191	237	37	274
<u>Race and ethnicity unknown</u>	3	5	44	52	30	82
Total women	330	733	3,615	4,678	850	5,528
Total women prior year	372	866	3,760	4,998	657	5,655

Grand total (2021-22)	596	1,126	6,346	8,068	1,405	9,473
Prior year data:						

Grand total (men+women) prior year	692	1,383	6,784	8,859	1,037	9,896
Total Part-time undergraduate enrollment Fall 2021 <i>NOTE: Grand total (2021-22) calculated above is expected to be greater than total Part-time undergraduate enrollment Fall 2021.</i>	493	718	4,696	5,907	757	6,664

Institution: Metropolitan State University of Denver (127565)

User ID: P1275651

Part A - Unduplicated Count for Undergraduate Students

12-month Unduplicated Count by Race/Ethnicity and Gender - Undergraduate Student Total

July 1, 2021 – June 30, 2022

Men

Students enrolled for credit	Total full-time undergraduate students	Total part-time undergraduate students	Grand total, all undergraduate students
<u>U.S. Nonresident</u>	42	19	61
<u>Hispanic/Latino</u>	1,496	1,105	2,601
<u>American Indian or Alaska Native</u>	18	18	36
<u>Asian</u>	246	183	429
<u>Black or African American</u>	318	305	623
<u>Native Hawaiian or Other Pacific Islander</u>	9	1	10
<u>White</u>	2,588	2,026	4,614
Two or more races	244	203	447
<u>Race and ethnicity unknown</u>	68	85	153
Total men	5,029	3,945	8,974

Women

Students enrolled for credit	Total full-time students	Total part-time students	Grand total, all students
<u>U.S. Nonresident</u>	58	12	70
<u>Hispanic/Latino</u>	2,215	1,923	4,138
<u>American Indian or Alaska Native</u>	23	28	51
<u>Asian</u>	252	264	516
<u>Black or African American</u>	372	392	764
<u>Native Hawaiian or Other Pacific Islander</u>	12	12	24
<u>White</u>	2,568	2,541	5,109
Two or more races	322	274	596
<u>Race and ethnicity unknown</u>	66	82	148
Total women	5,888	5,528	11,416

Grand Total (men+women)	10,917	9,473	20,390
--------------------------------	---------------	--------------	---------------

Institution: Metropolitan State University of Denver (127565)

User ID: P1275651

Part A - Unduplicated Count for Graduate Students

12-month Unduplicated Count by Race/Ethnicity and Gender - Full-time and Part-time Graduate Students

July 1, 2021 – June 30, 2022

Reporting Reminders:

- The 12-month unduplicated count must be equal or greater than the corresponding prior year fall enrollment.
- Report Hispanic/Latino individuals of any race as Hispanic/Latino
- Report race for non-Hispanic/Latino individuals only
- Report **all** postbaccalaureate degree and certificate students as graduate students, **including any doctor's - professional practice students (formerly first-professional)**

Men

Students <u>enrolled for credit</u>	Total <u>full-time</u>	Total <u>part-time</u>	Total <u>graduate students</u>
<u>U.S. Nonresident</u>	1	4	5
<u>Hispanic/Latino</u>	17	39	56
<u>American Indian or Alaska Native</u>	2	0	2
<u>Asian</u>	3	7	10
<u>Black or African American</u>	9	15	24
<u>Native Hawaiian or Other Pacific Islander</u>	1	0	1
<u>White</u>	69	105	174
Two or more races	3	9	12
<u>Race and ethnicity unknown</u>	2	2	4
Total men	107	181	288
Total men prior year			292

Women

Students <u>enrolled for credit</u>	Total <u>full-time</u>	Total <u>part-time</u>	Total <u>Graduate students</u>
<u>U.S. Nonresident</u>	4	6	10
<u>Hispanic/Latino</u>	130	82	212
<u>American Indian or Alaska Native</u>	1	2	3
<u>Asian</u>	24	23	47
<u>Black or African American</u>	20	28	48
<u>Native Hawaiian or Other Pacific Islander</u>	0	2	2
<u>White</u>	385	270	655
Two or more races	23	14	37
<u>Race and ethnicity unknown</u>	2	4	6
Total women	589	431	1,020
Total women prior year			978

Grand total (2021-22)	696	612	1,308
Prior year data:			
Unduplicated headcount (2020-21)			1,270
<i>NOTE: Grand total (2021-22) calculated above is expected to be greater than Total enrollment Fall 2021.</i>	664	499	1,163

Part A - Gender Unknown or another gender than Men/Women categories

12-month Unduplicated Count by Gender Unknown or another gender than provided men/women categories

- The ‘gender unknown’ category is to report students for whom the institution does not know a gender.
- Institutions should not ask students that do not select a binary gender to allocate themselves to a binary gender category; it is up to the institution to allocate unknown students and students that indicate another gender into the binary categories throughout the forms where required. One method commonly used by institutions is to allocate these students to the binary categories required in other parts of the form using the proportion of men to women reported.

Is your institution able to report **another gender** for the 2022-23 data collection? If you indicate ‘No’, your institution should leave the cells in the rows for ‘**Another gender**’ blank (i.e., do not report 0). If you indicate ‘Yes’, but no students identified as **another gender**, please enter ‘0’.

Undergraduate students:

- ☒ Yes
- ☐ No

Graduate students:

- ☒ Yes
- ☐ No


Of the total students reported, how many students did you allocate to a binary gender category (Men/Women) because their gender was unknown or another gender than the provided categories?

		Number of students	
		Undergraduate students	Graduate students
Grand total		20,390	1,308
	Gender unknown (i.e., gender information is not known or not collected).	<div>0</div>	<div>0</div>
	Another gender (i.e., gender information is known but does not fall into either of the mutually exclusive binary categories provided [Men/Women]).	<div>191</div>	<div>10</div>
Total of Gender unknown + Another gender		191	10
Total of Students for whom gender is known and falls into one of the mutually exclusive binary categories provided [Men/Women]		20,199	1,298

Part A – 12-month Enrollment by Distance Education Status

12-month Unduplicated Count - Distance Education Status
July 1, 2021 – June 30, 2022

	Undergraduate Students		Graduate Students
	Degree/certificate-seeking	Non-degree/non-certificate-seeking	
Students <i>enrolled exclusively</i> in distance education courses	4,573	181	477
Students <i>enrolled in at least one but not all</i> distance education courses	12,242	96	788
Students <i>not enrolled in any</i> distance education courses	2,071	1,227	43
Total (from prior part A screens)	18,886	1,504	1,308

 You may use the box below to provide additional context for the data you have reported above. Context notes will be posted on the College Navigator website. Therefore, you should write all context notes using proper grammar (e.g., complete sentences with punctuation) and common language that can be easily understood by students and parents (e.g., spell out acronyms).

Institution: Metropolitan State University of Denver (127565)

User ID: P1275651

Part B - Instructional Activity

12-month Instructional Activity

July 1, 2021 - June 30, 2022

Instructional Activity Reporting Reminder:

- Instructional activity is used to calculate an IPEDS FTE based on the institution's reported calendar system.
- Graduate credit hour activity should not include any doctor's – professional practice activity, the total of those students' FTE is entered separately instead.

FTE Reporting Reminder:

- Institutions need not report their own calculations of undergraduate or graduate FTE unless IPEDS FTE calculations would be misleading for comparison purposes among all IPEDS reporting institutions.

Instructional Activity

	2021-22 total activity	Prior year data
Undergraduate level:		
<u>Credit hour activity.</u>	378,660	409,226
Graduate level:		
<u>Credit hour activity.</u>	22,228	21,165


Full-Time Equivalent (FTE) of Students

Calendar system (as reported on the prior year IC Header survey component):	Semester		
---	----------	--	--

If the IPEDS calculated FTE estimates below are not reasonable, **AND** you have reported the correct instructional activity hours above, enter your best FTE estimate in the "Institution reported FTE" column below and save the page. This option should be used **ONLY** if the calculated estimate is not reasonable for your institution and IPEDS comparisons.

Please provide your best estimate of undergraduate and graduate FTE for the 12-month reporting period **only if the calculated FTE estimate below is not reasonable for IPEDS comparison purposes**. Please provide an explanation in the context box if the option is used due to Coronavirus Pandemic.

	Calculated FTE 2021-22	Institution reported FTE 2021-22	Prior year FTE 2020-21
Undergraduate student FTE	12,622	12,622	13,641
Graduate student FTE	926	926	882
Total FTE students	13,548	13,548	14,523

 Context notes will be posted on the College Navigator website. Therefore, you should write all context notes using proper grammar (e.g., complete sentences with punctuation) and common language that can be easily understood by students and parents (e.g., spell out acronyms).

Prepared by

Prepared by

Reporting Reminders:

- The name of the preparer is being collected so that we can follow up with the appropriate person in the event that there are questions concerning the data.
- The Keyholder will be copied on all email correspondence to other preparers.
- The time it took to prepare this component is being collected so that we can continue to improve our estimate of the reporting burden associated with IPEDS.
- Please include in your estimate the time it took for you to review instructions, query and search data sources, complete and review the component, and submit the data through the Data Collection System.
- Thank you for your assistance.

This survey component was prepared by:

<input checked="" type="radio"/>	Keyholder	<input type="radio"/>	SFA Contact	<input type="radio"/>	HR Contact
<input type="radio"/>	Finance Contact	<input type="radio"/>	Academic Library Contact	<input type="radio"/>	Other

Name: Sean Petranovich

Email: spetran1@msudenver.edu

How many staff from your institution only were involved in the data collection and reporting process of this survey component?

3.00 Number of Staff (including yourself)

How many hours did you and others from your institution only spend on each of the steps below when responding to this survey component?
Exclude the hours spent collecting data for state and other reporting purposes.

Staff member	Collecting Data Needed	Revising Data to Match IPEDS Requirements	Entering Data	Revising and Locking Data
Your office	4.00 hours	4.00 hours	2.00 hours	1.00 hours
Other offices	2.00 hours	1.00 hours	0.00 hours	0.00 hours

Institution: Metropolitan State University of Denver (127565)

User ID: P1275651

Summary screen

12-Month Enrollment Component Summary

IPEDS collects important information regarding your institution. All data reported in IPEDS survey components become available in the IPEDS Data Center and appear as aggregated data in various Department of Education reports. Additionally, some of the reported data appears specifically for your institution through the College Navigator website and is included in your institution's Data Feedback Report (DFR). The purpose of this summary is to provide you an opportunity to view some of the data that, when accepted through the IPEDS quality control process, will appear on the College Navigator website and/or your DFR. College Navigator is updated approximately three months after the data collection period closes and Data Feedback Reports will be available through the [Data Center](#) and sent to your institution's CEO in November 2022.

Please review your data for accuracy. If you have questions about the data displayed below after reviewing the data reported on the survey screens, please contact the IPEDS Help Desk at: 1-877-225-2568 or ipedshelp@rti.org.

12-Month Unduplicated Headcount and Full-Time Equivalent Students	
Total 12-month unduplicated headcount	21,698
Undergraduate student unduplicated headcount	20,390
Graduate student unduplicated headcount	1,308
Total 12-month full-time equivalent (FTE) student enrollment	13,548
Undergraduate student FTE	12,622
Graduate student FTE	926

Institution: Metropolitan State University of Denver (127565)

User ID: P1275651

Edit Report

12-month Enrollment

There are no errors for the selected survey and institution.