























Spring 2022

Transfer Student Checklist

 PRE-REGISTRATION	INFORMATION
 Apply to MSU Denver	You can apply online at www.msudenver.edu/apply
 Complete your 2021-2022 FAFSA or CAFSA for Financial Aid (if you haven't already) and change the school code to 001360	If you require assistance, the Educational Opportunity Center (303-352-8746) and MSU Denver Office of Financial Aid (303-556-8593) are here to help! For help with CASFA , you can also contact Immigrant Services at 303.605.5390 or you can make a virtual appointment . If you are a Colorado resident, make sure you have applied for the College Opportunity Fund (COF) - this is free money from the state!
 Check your MSU Denver email and Student Hub Regularly	Email is the official form of communication so all communication will go to this email. Importantly, you may get inquiries from financial aid if you have any missing information/financial aid requirements.
 Look into getting the Authenticator app for Multifactor Authentication when accessing student accounts	Allows you to bypass the phone call notification. Instructions to set it up are here .
 Send official transcripts from each of your previous schools to MSU Denver. Also have any test scores sent to us.	Send these as soon as possible in order to have your credits evaluated and test scores in our system - this will be super helpful when you meet with your advisor. Learn how to send transcripts and test scores
 Complete Orientation	In order to register for classes, you will need to complete a transfer orientation. You can attend in-person, virtually or do a self-paced online orientation. Please visit the orientation to register. Students who attend in-person and virtual orientations will have the opportunity to meet with an advisor before course registration.
 Understand how your credits transferred and if you have any opportunities to apply prior learning to your degree	Your advisor can help answer credit questions as they apply to your degree. The Transfer Peer Mentors can also help answer transfer credit questions and connect you to the right departments. For information on Prior Learning, click here
 Create a completion plan with your advisor	Make an appointment to learn about your degree plan. Not sure who your advisor is? Check out this list of advisors by major. Once you see their contact information make an appointment with them here .
 Register for your classes!	It is recommended to meet with your advisor prior to registration. <u>January 24th, 2022</u> is the last day to register for the Spring 2022 semester but DO NOT wait until the last minute – classes fill up quickly.

 AFTER REGISTRATION	Information
 If you already have health insurance , complete the insurance waiver to avoid being charged for health insurance through the school And make sure you submit your proof of immunizations by March 1. <i>*This is not for the COVID vaccine</i>	<p>The deadline for the waiver is February 8, 2022. If you are an undocumented, DACA, immigrant, or refugee student in need of low-cost health insurance Immigrant Services may be able to help.</p>
 Check your email for a message including the subject line “Covid-19 vaccine verification and exemptions”	<p>MSU Denver has a COVID vaccination requirement for students taking on-campus classes. Which means you need to verify your vaccination or request an exception. You can find more information, including where to get vaccinated, here.</p>
 Check what books you need	<p>You can rent or buy books for classes- some books will be listed as optional and some required. Some options to get books: Tivoli Station-, Amazon (students get 6 months of Prime for free), Chegg, or local libraries. You can charge books to your tuition at Tivoli Station if need be.</p>
 Get your student ID	<p>Stop by the Campus ID office in the Tivoli Station, room 269, with your class schedule and a photo ID. Find out more here.</p>
 Get your RTD pass	<p>If you need an RTD pass for public transportation, you can find how to purchase one for spring semester here. Passes will be \$135 and are opt-in, not automatic. Find more about getting to campus here.</p>
 Get your technology ready	<p>If you need a computer, you can request to borrow a laptop from MSU Denver here or call 303-352-7548.</p>
 Check your class schedule	<p>You can do this in the Student Hub by clicking on the Class Schedules box and picking the term. Find where your classes are on a campus map. Need to change a class? Find guides for that on this page.</p>
 Take a campus tour	<p>Want to get to know campus and learn where your in-person classes are? Sign up for a virtual or in-person tour here.</p>
 Get familiar with Canvas , our online class platform	<p>Follow the link then at the bottom of the page, click on the Quick Start Guide for Students. Teams may be used for parts of some classes too.</p>
 Get connected to campus	<p>Check out the Events Calendar here and look for the Runner student newsletter in your email. These are great ways to meet new people and attend fun events across campus. And don't forget the Transfer Peer Mentors who can help you get connected!</p>
 Apply for student employment if you would like to work at MSU Denver	<p>Jobs are listed here (click on the Student Employment button). Get help writing your resume and other career readiness resources from the C2 Hub.</p>
 Follow MSU Denver on social media	<p>Important dates, deadlines, events, and other helpful information is posted to Instagram and Facebook. Many campus student organizations and supports have their own social media, find the ones you are interested in and follow them!</p>