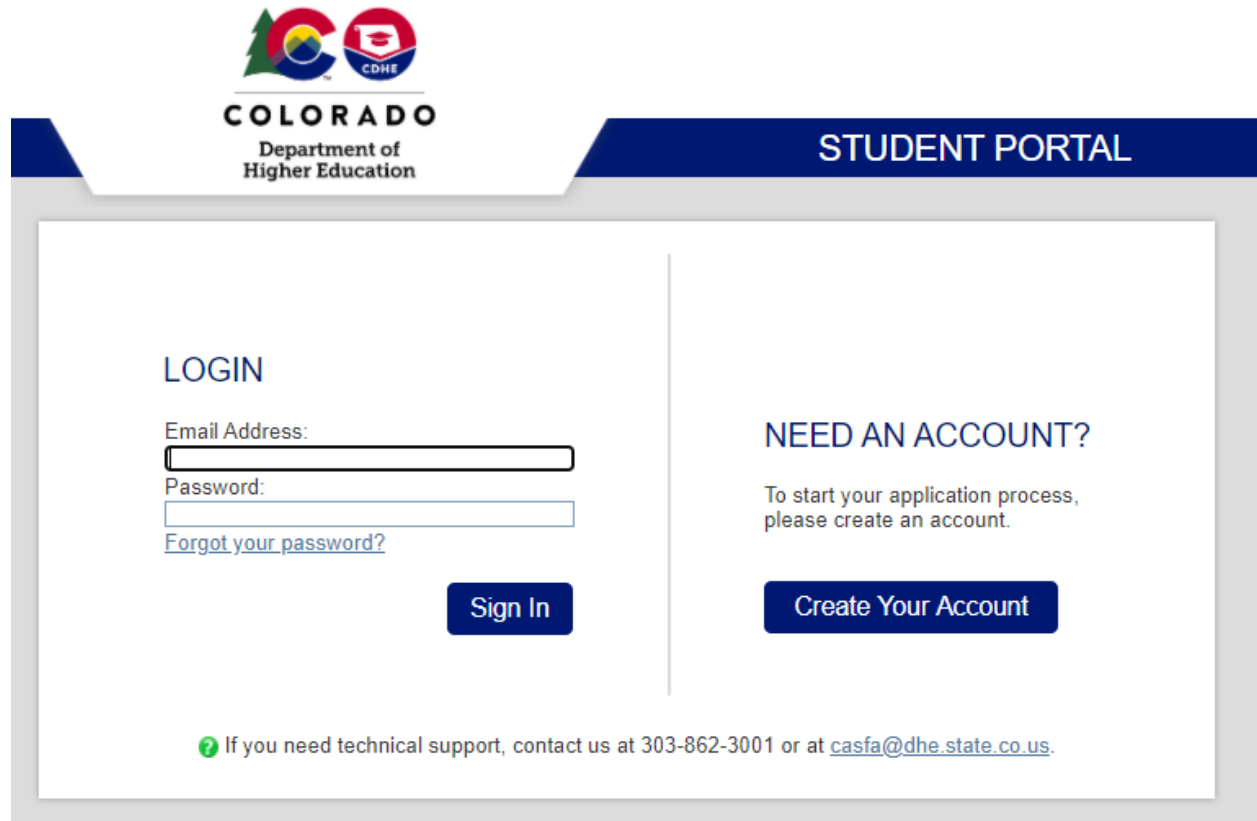


This is a brief tutorial with screenshots of the Colorado Application for State Financial Aid, which you can complete at:

<https://higherred.colorado.gov/colorado-application-for-state-financial-aid>.

## 1. Create an account



The screenshot shows the 'STUDENT PORTAL' page of the Colorado Department of Higher Education. The page is divided into two main sections: 'LOGIN' on the left and 'NEED AN ACCOUNT?' on the right. The 'LOGIN' section includes fields for 'Email Address' and 'Password', a 'Forgot your password?' link, and a 'Sign In' button. The 'NEED AN ACCOUNT?' section includes a text prompt 'To start your application process, please create an account.' and a 'Create Your Account' button. At the bottom, there is a note with a question mark icon: 'If you need technical support, contact us at 303-862-3001 or at [casfa@dhe.state.co.us](mailto:casfa@dhe.state.co.us).'

**COLORADO**  
Department of  
Higher Education

**STUDENT PORTAL**

**LOGIN**

Email Address:

Password:

[Forgot your password?](#)

**Sign In**


**NEED AN ACCOUNT?**

To start your application process,  
please create an account.

**Create Your Account**

? If you need technical support, contact us at 303-862-3001 or at [casfa@dhe.state.co.us](mailto:casfa@dhe.state.co.us).

2. When you create your account, confirm that you cannot complete the FAFSA & add you info on the following screen; if you do not have a SSN or ITIN, then leave that field blank.



The screenshot shows the 'STUDENT PORTAL' page of the Colorado Department of Higher Education. The page is divided into two main sections: 'STUDENT PORTAL' on the left and 'STUDENT PORTAL' on the right. The 'STUDENT PORTAL' section includes a text prompt 'State financial aid applicants should only submit one financial aid application (FAFSA or State application) per award year. If you have already completed a FAFSA or [are eligible to apply for federal financial aid](#), you are not eligible to complete a State application.' and a question 'Are you eligible to complete a [Free Application for Federal Student Aid \(FAFSA\)](#) or have you already submitted a FAFSA?'. Below the question are two radio buttons: 'Yes' and 'No'. At the bottom, there is a copyright notice: '© 2020 Regent Education Inc. All rights reserved. | [Privacy Policy](#)'.

**COLORADO**  
Department of  
Higher Education

**STUDENT PORTAL**


State financial aid applicants should only submit one financial aid application (FAFSA or State application) per award year. If you have already completed a FAFSA or [are eligible to apply for federal financial aid](#), you are not eligible to complete a State application.

Are you eligible to complete a [Free Application for Federal Student Aid \(FAFSA\)](#) or have you already submitted a FAFSA?

☐ Yes ☐ No

© 2020 Regent Education Inc. All rights reserved. | [Privacy Policy](#)

3. Once you have an account, you can start the application. (Click the blue circle on the right.)



**COLORADO**  
Department of  
Higher Education

STUDENT PORTAL


**STEP 1:**  
**Start Application**


Start the application process.


**STEP 2:**  
**Sign Application**


If you are considered a dependent student and choose the electronic signature option, you will also need invite your parent to electronically sign.


Select an action in the table below to the right of the application in the "Actions" column to complete your application for each available award year. You must sign the application to complete the process. Dependent students selecting electronic-signature option will be instructed to invite a parent to electronically sign their application before the application can be submitted. You may make changes at any time, before the application is completed, by selecting the "Start" and "Complete" actions in the "Actions" column.

 Start or complete an application.


 View an application.

 Invite a parent to sign an application.

 Download an application.

Document Name	Status	Actions
2021-2022 Colorado Application for Student Financial Aid	Not Started	

#### 4. In the “Student Demographics screen”, begin to enter information.

**COLORADO**  
Department of  
Higher Education

STUDENT PORTAL

2021-2022 Colorado Application for State Financial Aid

APPLICATION PROGRESS

STUDENT DEMOGRAPHICS 1 2 3

Save and Exit Exit Save and Continue

**Personal Information**  
Información personal

Provide your first name, middle initial and last name exactly as it appears on your Social Security, DACA, or ITIN Card. If you don't have a Social Security, DACA, or ITIN Card, your first/last name should match the name you provided to your college(s).  
Brinde su nombre, inicial del segundo nombre y apellido como aparecen en su tarjeta de seguro social, acción diferida para los llegados en la infancia (DACA) o número de Identificación Personal del Contribuyente (ITIN). Si no tiene ninguna de estas tarjetas, debe hacer coincidir su nombre o apellido con el que le brindó a sus facultades.

**First Name**  
Nombre  ! This field is required

**Middle Initial**  
Inicial del segundo nombre

**Last Name**  
Apellido  ! This field is required

**Are you male or female?**  
¿Es hombre o mujer?  
 ! This field is required  
Indicate whether you are male or female.

**Student's Marital Status**  
Estado civil del estudiante  
 ! This field is required  
Provide your marital status as of today.

A married couple is separated if the couple is considered legally separated by a state, or if the couple is legally married but has chosen to live separate lives, including living in separate households, as though they were not married. If you and your spouse are separated but living together, select "Married or Remarried," not "Divorced or Widowed" or "Separated."

Note: When two married persons live as a married couple but are separated by physical distance (or have separate households), they are considered married.

Indique su estado civil hasta la fecha.

Una pareja casada está separada si un estado la considera legalmente separada o si la pareja está legalmente casada, pero optaron por vivir separados, incluso en distintos hogares, como si no estuvieran casados. Si usted y su cónyuge están separados, pero viven juntos, seleccione "Casado o vuelto a casar", no "Divorciado o viudo" o "Separado".


Nota: cuando dos personas casadas viven como una pareja casada, pero están separadas por una distancia física (o viven en distintos hogares), se consideran casadas.

**Date of Birth**  
Fecha de nacimiento

**Date of Birth**  
Fecha de nacimiento  
Month:  Day:  Year:   
! This field is required ! Please enter a valid date of birth.  
Ingrese una fecha de nacimiento válida.  
Provide the month, day and year you were born.  
Indique el día, el mes y el año de su nacimiento.

Save and Exit Exit Save and Continue


5. Again, enter your SSN or ITIN if you have it; if not, leave the field blank.


**COLORADO**  
Department of  
Higher Education


STUDENT PORTAL


2021-2022 Colorado Application for State Financial Aid


APPLICATION PROGRESS


 Student Demographics


 State Information


 Educational Plans


 Dependency Determination


 Parent Information

 Student Income & Tax Data

 School List

 - Not Started

 - In Progress

 - Completed

STUDENT DEMOGRAPHICS1234

BackSave and ExitExitSave and Continue

Driver's License Information  
Información de la licencia de conducirStudent's Driver's License State  
Estado de la licencia de conducir del estudiante

NO LICENSE


Indicate the state that issued a valid Driver's License to you. Select "No License", if you don't have a valid Driver's License. Indique en el estado en el que se le expidió una licencia válida de conducir. Seleccione "Sin licencia" si no tiene una licencia válida de conducir.

Social Security, DACA, or ITIN Number  
Número de seguro social, DACA o ITINSocial Security, DACA, or ITIN Number  
Número de seguro social, DACA o ITIN

Provide the exact number listed on your Social Security, DACA, or ITIN card excluding the dashes. If you do not have a Social Security, DACA, or ITIN number, leave blank. Indique el número exacto que figura en su tarjeta de seguro social, DACA o ITIN, sin guiones. Si no lo tiene, déje el espacio en blanco.

BackSave and ExitExitSave and Continue


6. On this screen, additional information about the student is needed. (Note: “Residency” refers to “living in the state”, not immigration status.)





STUDENT PORTAL


2021-2022 Colorado Application for State Financial Aid


APPLICATION PROGRESS


 Student Demographics


 State Information


 Educational Plans


 Household Information

 Student Income & Tax Data

 School List

 - Not Started

 - In Progress


 - Completed

STUDENT DEMOGRAPHICS123


BackSave and ExitExitSave and Continue

Address InformationInformación postal

Permanent Mailing Street AddressDomicilio postal permanente


 Provide your complete permanent mailing address including the Number and Street Name along with any apartment or room number.  
Indique su dirección postal completa permanente. No olvide incluir el número y el nombre de la calle, junto con el número de apartamento o habitación.

Permanent Mailing CityCiudad postal permanente


 Provide the City of your permanent mailing address or if the address is not in the United States, provide the Country.  
Indique la ciudad de su dirección postal permanente, o bien, si no es una dirección en los Estados Unidos, indique el país.

Permanent Mailing StateEstado postal permanente

Select

 Provide the state of your permanent mailing address.  
Indique el estado de su dirección postal permanente.

Permanent Mailing Zip CodeCódigo postal permanente


 Provide the zip code of your permanent mailing address.


## Residency Information Información de residencia

Please answer the following questions related to your residency status.  
Responda las siguientes preguntas que se relacionan con su estado de residencia.

### Student's State of Residence Estado de residencia del estudiante


Select ▼

 This field is required

 Provide the state where you reside.  
Indique el estado en el que reside.


Did you become a legal resident of this state before January 1, 2016?  
¿Se convirtió en residente legal de este estado antes del 1.º de enero de 2016?

☒ Yes ☐ No

 Indicate if you became a resident of this state before January 1, 2016.  
Indique si fue residente de este estado antes del 1.º de enero de 2016.


## Contact Information Información de contacto

### Student's Primary Telephone Number Número de teléfono principal del estudiante

 Provide a 10 digit telephone number including the area code that we can use to contact you, if necessary. Please use the format 2125557890 excluding the dashes.  
Indique un número de teléfono compuesto por 10 dígitos, incluido el código de área, que podamos utilizar para ponernos en contacto con usted, si es necesario. Utilice el formato 2125557890, sin guiones.

### Student's Primary Email Address Dirección de correo electrónico principal del estudiante

 This field is required

 Provide your primary email address. Be sure to check your email frequently for important notices and information.  
Indique su dirección principal de correo electrónico. Asegúrese de comprobar su correo electrónico con frecuencia para recibir avisos e información importantes.

Back

Save and Exit

Exit

Save and Continue

7. On this screen, provide information about drug convictions or Selective Service registration. (To sign up for Selective Service, visit <https://www.sss.gov/register/> or – especially with an SSN – visit any Post Office for a paper form.)

APPLICATION PROGRESS		STUDENT DEMOGRAPHICS		1	2	3	4
	Student Demographics	Back	Save and Exit	Exit	Save and Continue		
	State Information	<b>Drug Conviction</b> Condena por consumo de drogas					
	Educational Plans	<p>Have you been convicted for a drug offense while you were receiving student aid? ¿Fue condenado por algún delito relacionado con drogas mientras recibía ayuda estudiantil?</p> <p><input type="radio"/> Yes <input checked="" type="radio"/> No</p> <p><small>ⓘ A drug conviction is defined as the possession or sale of illegal drugs for an offense that occurred while you were receiving student aid (such as grants, work-study, or loans). Answer "No" if you have never received student aid or if you have never had a drug conviction for an offense that occurred while receiving student aid. If you have a drug conviction for an offense that occurred while you were receiving student aid, answer "Yes," and your school will help you determine if your conviction affects your eligibility for aid. Una condena por drogas se define como un delito de posesión o venta de drogas ilegales que haya ocurrido mientras usted recibía ayuda estudiantil (como becas, programas de estudio y trabajo o préstamos). Responda "No" si nunca recibió ayuda estudiantil o si nunca fue condenado por un delito relacionado con drogas ocurrido mientras recibía ayuda estudiantil. Responda "Sí" si fue condenado por un delito relacionado con drogas ocurrido mientras recibía ayuda estudiantil, y su escuela lo ayudará a determinar si la condena afecta su elegibilidad para recibir ayuda.</small></p>					
	Dependency Determination	<b>Selective Service</b> Servicio militar obligatorio					
	Parent Information	<p><input checked="" type="checkbox"/> I certify that I have already registered with the Selective Service. Certifico que ya me inscribí en el servicio militar obligatorio.</p> <p><small>ⓘ To be eligible for student aid, male citizens and male immigrants residing in the U.S. aged 18 through 25 are required to register with the Selective Service System, with limited exceptions. The Selective Service System and the registration requirement applies to any person assigned the sex of male at birth (see <a href="https://www.sss.gov/Registration-Info/Who-Registration">www.sss.gov/Registration-Info/Who-Registration</a>). The Selective Service System and the registration requirement for males preserves America's ability to provide resources in an emergency to the U.S. Armed Forces. For more information about the Selective Service System, visit <a href="https://www.sss.gov">sss.gov</a>. Forms are available at your local U.S. Post Office. Para poder recibir la ayuda estudiantil, los ciudadanos e inmigrantes de sexo masculino de 18 a 25 años que residan en los EE. UU. deben inscribirse en el sistema del servicio militar obligatorio. Se aplican excepciones limitadas. El sistema del servicio militar obligatorio y el requisito de inscripción se aplica a toda persona a la que se le asigne el sexo masculino al nacer (véase <a href="https://www.sss.gov/Registration-Info/Who-Registration">www.sss.gov/Registration-Info/Who-Registration</a>). El sistema del servicio militar obligatorio y el requisito de inscripción de los varones preserva la capacidad de los Estados Unidos de proporcionar recursos en un caso de emergencia a las Fuerzas Armadas de EE. UU. Para obtener más información sobre el sistema del servicio militar obligatorio, visite <a href="https://www.sss.gov">sss.gov</a>. Solicite los formularios en su oficina de correos local.</small></p>					
	Student Income & Tax Data	Back	Save and Exit	Exit	Save and Continue		
	School List						

- Not Started  
 - In Progress  
 - Completed

## 8. Provide information about your high school diploma, and verify whether you meet the high school

APPLICATION PROGRESS

☒ Student Demographics

☒ State Information


☒ Educational Plans


☒ Dependency Determination


☒ Parent Information

☒ Student Income & Tax Data

☒ School List

 - Not Started

 - In Progress

 - Completed

STATE INFORMATION

Back

Save and Exit

Exit

Save and Continue

High School Information

Información de la escuela secundaria

Provide details about your high school experience.  
Aporte información detallada sobre su experiencia en la escuela secundaria.

High School Diploma or Equivalent

Diploma de escuela secundaria o equivalente

High School Diploma from a high school

Indicate if you will have earned your high school diploma at a high school or college, GED or diploma equivalent prior to starting college in the 2021-2022 school year.  
Indique si obtendrá su diploma de escuela secundaria en una escuela secundaria o facultad, Examen de Desarrollo de Educación General (GED) o diploma equivalente antes de comenzar la facultad en el año escolar 2021-2022.

Name of High School

Nombre de la escuela secundaria

This field is required

Provide the name of the high school (or college) where you received or will receive your high school diploma.  
Indique el nombre de la escuela secundaria (o facultad) en la que recibió o recibirá su diploma de escuela secundaria.

High School City

Ciudad de la escuela secundaria

Denver

Provide the name of the city where your school is located.  
Brinde el nombre de la ciudad en la que se encuentra su escuela.

High School State

Estado de la escuela secundaria

COLORADO

Provide the name of the State where your school is located.  
Brinde el nombre del estado en el que se encuentra su escuela.



## State Information

Non-US citizens have a few ways to qualify for Colorado in-state tuition rates at public institutions and/or meet residency requirements for state financial aid programs at participating schools. One way is through Senate Bill 13-033. To meet the conditions of Senate Bill 13-033, students must:

- Graduate from a Colorado high school with a diploma, earn a GED, or earn a diploma equivalent.
- Attend a Colorado high school for at least three years immediately before the date they earn a high school diploma, GED, or equivalent.
- Apply for the College Opportunity Fund and complete the associated Affidavit.

Please answer the following questions related to your residency status.

Los ciudadanos no estadounidenses tienen varias maneras de acceder a las tarifas de matrícula de Colorado en instituciones públicas o cumplir los requisitos de residencia para los programas de ayuda financiera estatal en las escuelas participantes. Una forma es a través del proyecto de ley 13-033 del Senado. Para cumplir con las condiciones del proyecto de ley 13-033 del Senado, los estudiantes deben realizar lo siguiente:

- Graduarse de una escuela secundaria de Colorado con un diploma, superar el examen de desarrollo de educación general (GED), u obtener un diploma equivalente.
- Asistir a una escuela secundaria de Colorado por lo menos tres años antes de la fecha en que obtengan un diploma de secundaria, GED o equivalente.
- Solicitar el Fondo de oportunidades para estudiantes universitarios y completar la declaración jurada correspondiente.

Responda a las siguientes preguntas relacionadas con su estado de residencia.

Please choose one of the following:

Seleccione una de las siguientes opciones:

- ☒ I certify that, by the time I begin college, I will have met all Senate Bill 13-033 conditions above. Certifico que, para cuando empiece la universidad, habré cumplido todas las condiciones del proyecto de ley 13-033 del Senado arriba mencionadas.
- ☐ I will not meet Senate Bill 13-033 conditions by the time I begin college. I want to learn other ways to qualify for in-state tuition and state financial aid. No cumpliré con las condiciones del proyecto de ley 13-033 del Senado cuando comience la universidad. Quiero obtener más información sobre otras formas de acceder a la matrícula estatal y a la ayuda financiera estatal.

We encourage you to create a profile <https://www.mycoloradojourney.com/journey>. Doing so will enable you to view and apply for scholarships that you may be eligible for.

También le sugerimos que cree un perfil <https://www.mycoloradojourney.com/journey>. Al hacerlo, podrá ver y solicitar las becas a las que puede acceder.

## Certification Regarding Permanent Residency Application and Related Responsibilities

In addition to residency requirements, Senate Bill 13-033 requires you to certify lawful residency.

Además de los requisitos de residencia, el proyecto de ley 13-033 del Senado requiere que certifique su residencia legal.

☒ I certify that I have applied for lawful presence in the United States OR I will apply for lawful presence in the United States as soon as I am able to do so. Certifico que he solicitado mi presencia legal en los Estados Unidos O solicitaré mi presencia legal en los Estados Unidos tan pronto como me sea posible.

Back

Save and Exit

Exit

Save and Continue

**9. Add information about your educational plans. This will help the Office of Financial Aid determine for which aid you are eligible.**

APPLICATION PROGRESS

☒ Student Demographics

☒ State Information

☒ Educational Plans

☒ Dependency Determination

☒ Parent Information

☒ Student Income & Tax Data

☒ School List

☐ - Not Started

☐ - In Progress

☒ - Completed

EDUCATIONAL PLANS

Back

Save and Exit

Exit

Save and Continue

Educational Plans

Planes educativos

Provide your educational plans for this year.  
Enumere sus planes educativos para el presente año.

Expected Grade Level in College

Nivel de grado previsto en la facultad

1st Year or Freshman, Never Attended

Indicate what your expected grade level will be when you begin the 2021-2022 school year.  
Indique cuál será su nivel de grado previsto cuando comience el año escolar 2021-2022.

What college degree or certificate will you be working on when you begin the 2021-2022 school year?

¿Hacia qué título o certificado de facultad orientará sus estudios al comenzar el año escolar 2021-2022?

Select

Indicate the type of degree or certificate program you will be working on when you begin the 2021-2022 school year.  
Indique el tipo de programa de título o certificado que espera obtener al comenzar el año escolar 2021-2022.

Completed 1st Bachelor's Degree?

¿Completó su primera licenciatura?

Yes

No

Indicate if you will have already completed or received your first bachelor's degree before July 1, 2021.  
Indique si completará o recibirá su primera licenciatura antes del 1.º de julio de 2021.


Back

Save and Exit

Exit

Save and Continue


10. In this screen, the portal will determine whether you are a dependent or independent student.





STUDENT PORTAL


2021-2022 Colorado Application for State Financial Aid


APPLICATION PROGRESS


 Student Demographics


 State Information


 Educational Plans

 Dependency Determination

 Household Information

 Parent Information

 Student Income & Tax Data

 School List

- Not Started

- In Progress

- Completed

DEPENDENCY DETERMINATION1 2

BackSave and ExitExitSave and Continue

Dependency Details

Detalles de la dependencia

Do you have children who will receive more than half of their support from you between July 1, 2021 and June 30, 2022?

¿Tiene hijos que recibirán más de la mitad de la ayuda de su parte entre el 1.º de julio de 2021 y el 30 de junio de 2022?

☐ Yes

☐ No

BackSave and ExitExitSave and Continue

**11. If you are determined to be dependent, then you will be asked to provide parent information. If you choose “I will not be able to provide parent information”, the MSU’s Financial Aid Office will most likely follow up with you and potentially ask for additional information.**

APPLICATION PROGRESS

☒ Student Demographics

☒ State Information

☒ Educational Plans

☒ Dependency Determination

☒ Parent Information

☒ Student Income & Tax Data

☒ School List

☐ - Not Started

☒ - In Progress

☒ - Completed

DEPENDENCY DETERMINATION12

BackSave and ExitExitSave and Continue

Special CircumstancesCircunstancias especiales

☒ My application requires parent information before submission - continue with the application process.

☐ I will be unable to provide parent information on this application due to special circumstances.

?

Selecting this option will require further review and manual processing. The financial aid office will review your special circumstances request which may require you to resubmit your application with your parental information. La selección de esta opción requerirá revisión posterior y procesamiento manual. La oficina de ayuda económica revisará su solicitud de circunstancias especiales, y es posible que le solicite volver a presentar su solicitud con la información de sus padres.

The following are examples of some special circumstances where you may submit your application without providing parental information:

Your parents are incarcerated; or

You have left home due to an abusive family environment; or

You do not know where your parents are and are unable to contact them (and you have not been adopted).

Not all situations are considered a special circumstance. The following are situations that would not be considered a special circumstance:

You do not live with your parents;

Your parents don't provide you with financial support;

Your parents refuse to contribute to your college expenses;


Your parents don't claim you as a dependent on their income tax return;

Your parents do not want to provide their information on your application.

Los siguientes son ejemplos de algunas circunstancias especiales en las que puede presentar su solicitud sin proporcionar información de sus padres: sus padres están en prisión; abandonó su casa debido a los maltratos ejercidos en el entorno familiar; o no sabe dónde viven sus padres ni puede comunicarse con ellos, y no lo adoptaron. No todas las situaciones se consideran circunstancias especiales. Las siguientes son situaciones que no se consideran circunstancias especiales: no vive con sus padres; sus padres no le brindan ayuda económica; sus padres no quieren hacerse cargo de los gastos de la facultad; sus padres no lo reclaman como dependiente en su declaración de ingresos; sus padres no quieren brindar su información para completar su solicitud.

BackSave and ExitExitSave and Continue

12. This screen provides information about household size; it only shows up if you are an independent student. (As a dependent student, that information is collected on the “Parent Information” screen”.) Follow closely the description provided for who is and is not part of your household! Make sure to include yourself in both numbers.



STUDENT PORTAL

2021-2022 Colorado Application for State Financial Aid

APPLICATION PROGRESS

☒ Student Demographics

☒ State Information

☒ Educational Plans

☒ Household Information

☐ Student Income & Tax Data

☐ School List

☐ - Not Started

☐ - In Progress

☒ - Completed

HOUSEHOLD INFORMATION

Back

Save and Exit

Exit

Save and Continue

Student's Family Information

Información de la familia del estudiante

Student's Household Number of Family Members

Cantidad de familiares que componen el hogar del estudiante

1

▼

Indicate the number of people in your household. Include all of the following if applicable: Yourself (and your spouse), Your children if you will provide more than half of their support between July 1, 2021 and June 30, 2022, and Other people if they now live with you and you provide more than half of their support and you will continue to provide more than half of their support between July 1, 2021 and June 30, 2022. Do not include your parents or siblings unless you are providing more than half of their support and they live with you.

Indique la cantidad de personas que componen su hogar. Si corresponde, incluya todo lo siguiente: usted (y su cónyuge), sus hijos en caso de que les entregue más de la mitad de la ayuda entre el 1.º de julio de 2021 y el 30 de junio de 2022, y otras personas que vivan con usted en este momento y les entregue más de la mitad de la ayuda y siga haciéndolo entre el 1.º de julio de 2021 y el 30 de junio de 2022. No incluya a sus padres o hermanos, excepto que reciban más de la mitad de la ayuda de su parte y vivan con usted.

Student's Household Number in College

Cantidad de personas del hogar del estudiante que asisten a la facultad


1

▼

Indicate the number of people in your (and, if applicable, your spouse's) household who will be college students between July 1, 2021 and June 30, 2022. Always count yourself as a college student. You may include others only if they will attend a college, university, institution, or technical school, at least half-time in 2021-2022, for a program that leads to a college degree or certificate. Do not include your parents or siblings unless you are providing more than half of their support, they live with you, and they meet the college enrollment requirements.

Indique la cantidad de personas que componen su hogar (y, si corresponde, el de su cónyuge) que serán estudiantes de facultad entre el 1.º de julio de 2021 y el 30 de junio de 2022. Cuéntese siempre a usted mismo como estudiante de facultad. Puede


13. Now we move on to information about your parents, but only if you are classified as a dependent student. (Under “Parents Marital Status Date”, you would choose the date they they were married, divorced, widowed, etc. – depending on how you answered the previous question)

**COLORADO**  
Department of  
Higher Education


STUDENT PORTAL

2021-2022 Colorado Application for State Financial Aid


APPLICATION PROGRESS




Student Demographics




State Information




Educational Plans




Dependency Determination




Household Information



Parent Information



Student Income & Tax Data



School List

- Not Started

- In Progress

- Completed

PARENT INFORMATION12345

BackSave and ExitExitSave and Continue

“Parent” refers to a biological or adoptive parent. Grandparents, foster parents, legal guardians, older siblings, and uncles or aunts are not considered parents unless they have legally adopted you. In case of divorce or separation, give information about the parent you lived with most in the last 12 months. If you did not live with one parent more than the other, give information about the parent who provided you the most financial support during the last 12 months or during the most recent year you received support. If your divorced or widowed parent has remarried, also provide information about your stepparent.

Parents' Family Information  
Información de la familia de los padres

Please provide the following information about your parents.  
Brinde la siguiente información sobre sus padres.

Parents' Marital Status  
Hasta hoy, ¿cuál es el estado civil de sus padres legales?  
Married or Remarried


As of today, what is the marital status of your legal parents?  
Hasta hoy, ¿cuál es el estado civil de sus padres legales?

Parents' Marital Status Date  
Fecha del estado civil de los padres  
Month: Select Year: Select

Please select the month and year your parents were married or remarried, separated, or divorced or widowed.  
Seleccione el mes y el año en que sus padres se casaron o se volvieron a casar, se separaron, divorciaron o enviudaron.

Parents' Household Number of Family Members  
Cantidad de familiares que componen el hogar de los padres

14. The following Parent Information screen asks about name and other information for your parents. (Use all 0's for SSN/ITIN field)

**COLORADO**  
Department of  
Higher Education

STUDENT PORTAL

2021-2022 Colorado Application for State Financial Aid

APPLICATION PROGRESS

Student Demographics

State Information

Educational Plans

Dependency Determination

Parent Information

Student Income & Tax Data

School List

- Not Started

- In Progress

- Completed

PARENT INFORMATION12345

BackSave and ExitExitSave and Continue

Parent 1 Information  
Información del padre 1

Please provide the following information about your father/mother/stepparent.  
Brinde la siguiente información sobre su padre, madre, padrastro o madrastra.

**Parent 1 SSN**  
**Número de seguro social, DACA o ITIN del padre 1**

Indicate your father's/mother's/stepparent's Social Security Number. If your parent does not have a Social Security Number, please enter all zeros (000000000). No dashes are necessary.  
Indique el número de seguro social, DACA o ITIN de su padre, madre, padrastro o madrastra. Si no tiene ninguno de estos números, ingrese todos ceros (000000000). No es necesario incluir guiones.

**Parent 1 Last Name**  
**Apellido del padre 1**

Indicate your father's/mother's/stepparent's last name.  
Indique el apellido de su padre, madre, padrastro o madrastra.

**Parent 1 First Name**  
**Inicial del primer nombre del padre o la madre 1**

Indicate your father's/mother's/stepparent's first name.  
Indique la inicial del primer nombre de su padre, madre, padrastro o madrastra.

**Parent 1 Date of Birth**  
**Fecha de nacimiento del padre 1**

Month: June Day: 14 Year: 1938

Indicate your father's/mother's/stepparent's date of birth.  
Indique la fecha de nacimiento de su padre, madre, padrastro o madrastra.

**Highest Level of Education Parent 1 Completed**  
**Máximo nivel educativo completado por el padre 1**

Middle school/Jr. High

## Parent 2 Information

### Información del padre 2

Please provide the following information about your father/mother/stepparent.  
Brinde la siguiente información sobre su padre, madre, padrastro o madrastra.

#### Parent 2 SSN

Número de seguro social del padre 2

\*\*\*--0000

Indicate your father's/mother's/stepparent's Social Security Number. If your parent does not have a Social Security Number, please enter all zeros (000000000). No dashes are necessary.  
Indique el número de seguro social, DACA o ITIN de su padre, madre, padrastro o madrastra. Si no tiene ninguno de estos números, ingrese todos ceros (000000000). No es necesario incluir guiones.

#### Parent 2 Last Name

Apellido del padre 2

SMITH

Indicate your father's/mother's/stepparent's last name.  
Indique el apellido de su padre, madre, padrastro o madrastra.

#### Parent 2 First Name

Inicial del primer nombre del padre o la madre 2

JANE

Indicate your father's/mother's/stepparent's first name.  
Indique la inicial del primer nombre de su padre, madre, padrastro o madrastra.

#### Parent 2 Date of Birth

Fecha de nacimiento del padre 2

Month: May Day: 8 Year: 1932

Indicate your father's/mother's/stepparent's date of birth.  
Indique la fecha de nacimiento de su padre, madre, padrastro o madrastra.

#### Highest Level of Education Parent 2 Completed

Máximo nivel educativo completado por el padre 2

High School

## Parents' Contact Information

### Información de contacto de los padres

#### Parents' Primary E-Mail Address

Dirección de correo electrónico principal de los padres

email@email.com

Indicate your parents' primary e-mail address. This e-mail address will also be shared with the state and the colleges listed on your application to allow them to communicate with your parents.  
Indique la dirección principal de correo electrónico de sus padres. Esta dirección de correo electrónico también se compartirá con el estado y las facultades que figuran en la solicitud para que puedan comunicarse con sus padres.

## Parents' Residency Information

### Información de la residencia de los padres

#### Parents' State of Residency

Estado de residencia legal de los padres

COLORADO

Indicate the state in which your parents reside.  
Indique el estado en el que residen sus padres legalmente.

#### Parents' Residency Before 01/01/2016

Residencia legal de sus padres antes del 1.º de enero de 2016

☒ Yes ☐ No

Indicate if your parents became residents of this state before January 1, 2016.  
Indique si sus padres fueron residentes legales de este estado antes del 1.º de enero de 2016.

Back


Save and Exit

Exit

Save and Continue




15. On this screen, you will provide information about your parents' taxes.





STUDENT PORTAL


2021-2022 Colorado Application for State Financial Aid


APPLICATION PROGRESS


 Student Demographics


 State Information


 Educational Plans


 Dependency Determination


 Parent Information

 Student Income & Tax Data

 School List

 - Not Started

 - In Progress

 - Completed

PARENT INFORMATION12345

BackSave and ExitExitSave and Continue


Parents' 2019 Income Tax Return Information

Información de la declaración de ingresos de los padres en el 2019

Parents' Income Tax Return Status

Estado de la declaración de ingresos de los padres


Select

 Indicate whether your parents have completed and filed their IRS income tax return, foreign tax return or trust territory tax return.  
Indique si sus padres completaron o presentaron su declaración de ingresos ante el IRS, la declaración de impuestos del extranjero o la declaración de ingresos del territorio de fideicomiso.

Parents' Income Tax Filing Status

Estado de presentación de la declaración de impuestos sobre la renta de los padres


Select

 Indicate your parents income tax filing status.  
Indique el estado de presentación de la declaración de impuestos sobre la renta de sus padres.

Parents' Type of Income Tax Return


Tipo de declaración de ingresos de los padres

Select

 Indicate the type of income tax return your parents filed or will file with the IRS.  
Indique el tipo de declaración de ingresos que sus padres presentaron o presentarán ante el IRS.

Parents' AGI from Income Tax Return

AGI de los padres de la declaración de ingresos

 Indicate the adjusted gross income shown on your parents' income tax return. Adjusted gross income is shown on IRS Form 1040-line 8b.

**Parents' Taxes Paid from Income Tax Return****Impuestos de los padres pagados de la declaración de ingresos**

② Indicate the total amount of income taxes paid by your parents. The paid income tax amount is shown on IRS Form 1040-line 14 minus Schedule 2-line 2. If negative, enter a zero here.  
Indique el monto total de impuestos a las ganancias que pagaron sus padres. El monto de los impuestos a las ganancias pagado se indica en la línea 14 del formulario 1040 del IRS, menos la línea 2 de la declaración complementaria 2. Si el monto es negativo, ingrese un cero.

**Parents' 2019 Income****Ingresos de los padres en el 2019****Parent 1 Income Earned from Working (\$)****Ganancias obtenidas por el padre 1 a través de su trabajo (\$)**

② Indicate the total amount your father/mother/stepparent earned from working. Include wages, salaries, tips, etc. listed on W-2 forms; or on the tax returns listed on the IRS Form 1040-line 1 + Schedule 1-line 3 + 6 + Schedule K-1 (IRS Form 1065)-Box 14 (Code A). If any individual earning item is negative, do not include that item in your calculation.  
Indique el monto total obtenido por su padre/madre/padrastro/madrastra a través de su trabajo. Incluya sueldos, salarios, propinas, etc., enumerados en los formularios W-2 o en las declaraciones de impuestos enumeradas en la línea 1 del formulario 1040 del IRS, en las líneas 3 y 6 de la declaración complementaria 1 y en la casilla 14 (Código A) de la declaración complementaria K-1 (formulario 1065 del IRS). Si alguna de las partidas es negativa, no la incluya en el cálculo.

**Parent 2 Income Earned from Working (\$)****Ganancias obtenidas por el padre 2 a través de su trabajo (\$)**

② Indicate the total amount your father/mother/stepparent earned from working. Include wages, salaries, tips, etc. listed on W-2 forms; or on the tax returns listed on the IRS Form 1040-line 1 + Schedule 1-line 3 + 6 + Schedule K-1 (IRS Form 1065)-Box 14 (Code A). If any individual earning item is negative, do not include that item in your calculation.  
Indique el monto total obtenido por su padre/madre/padrastro/madrastra a través de su trabajo. Incluya sueldos, salarios, propinas, etc., enumerados en los formularios W-2 o en las declaraciones de impuestos enumeradas en la línea 1 del formulario 1040 del IRS, en las líneas 3 y 6 de la declaración complementaria 1 y en la casilla 14 (Código A) de la declaración complementaria K-1 (formulario 1065 del IRS). Si alguna de las partidas es negativa, no la incluya en el cálculo.

[Back](#)[Save and Exit](#)[Exit](#)[Save and Continue](#)

16. Here you will provide information about your 2019 tax return. (If you do not have a Schedule in your tax return, then you will select “No” for “Eligibility to file Schedule 1”.) Please refer to the specific line numbers below the question to find numbers such as the AGI (Adjusted Gross Income) or taxes paid.

**COLORADO**  
Department of  
Higher Education

STUDENT PORTAL

2021-2022 Colorado Application for State Financial Aid

APPLICATION PROGRESS

☒ Student Demographics

☒ State Information

☒ Educational Plans

☒ Household Information

☒ Student Income & Tax Data

☐ School List

☐ - Not Started

☐ - In Progress

☒ - Completed

STUDENT INCOME & TAX DATA1 2 3 4

BackSave and ExitExitSave and Continue

Student's 2019 Tax Return Information  
Información de la declaración de ingresos del estudiante para 2019

Enter the combined amounts for you and your spouse, if applicable.  
Si corresponde, ingrese los montos combinados de usted y su cónyuge.

Student's Income Tax Return Status  
Estado de la declaración de ingresos del estudiante

Already Completed and Filed

Indicate the status of completing and filing your IRS income tax return, foreign tax return or trust territory tax return.  
Indique el estado de la realización y presentación de su declaración de ingresos ante el IRS, la declaración de ingresos del extranjero o la declaración de ingresos del territorio de fideicomiso. Sus padres están en prisión; o

Student's Income Tax Filing Status  
Estado de la presentación de la declaración de impuestos sobre la renta del estudiante

Single

Indicate your income tax filing status for 2019.  
Indique su estado de la presentación de la declaración de ingresos para 2019.

Student's Type of Income Tax Return  
Tipo de declaración de ingresos del estudiante

IRS 1040

Indicate the type of income tax return you filed or will file with the IRS.  
Indique el tipo de declaración de ingresos que presentó o presentará ante el IRS.

Student's Eligibility to file Schedule 1  
Elegibilidad del estudiante para presentar la declaración complementaria 1

**Student's Eligibility to file Schedule 1****Elegibilidad del estudiante para presentar la declaración complementaria 1**

No

❓ If you have completed and filed or will file a 1040 Income Tax Return, indicate if you were eligible to file a Schedule 1. Answer "No" if you did not file Schedule 1 or only filed it to report one or more of the following six additions or adjustments to income: Capital gain (line 13 - may not be less than 0), Unemployment compensation (line 19), Other income to report an Alaska Permanent Fund dividend (line 21 - may not be less than 0), Educator expenses (line 23), IRA deduction (line 32), or Student loan interest deduction (line 33).

Si ha completado y presentado o presentará un formulario 1040 de declaración de ingresos a las ganancias, indique si fue elegible para presentar una declaración complementaria 1. Responda "No" si no presentó una declaración complementaria 1 o si solo la presentó para declarar una o más de las siguientes seis ampliaciones o ajustes a los ingresos: ganancia patrimonial (línea 13, no puede ser inferior a 0), indemnización por desempleo (línea 19), otro ingreso para declarar dividendos del Alaska Permanent Fund (línea 21, no puede ser inferior a 0), gastos de educador (línea 23), deducción de la cuenta de jubilación individual (IRA) (línea 32) o deducción de intereses de un préstamo estudiantil (línea 33).

**Student's AGI from Income Tax Return****AGI del estudiante de la declaración de ingresos**

10000

❓ Indicate the adjusted gross income shown on your Income tax return for you (and your spouse, if applicable). Adjusted gross income is shown on IRS Form 1040-line 8b.

Indique las ganancias brutas ajustadas que figuran en su declaración de ingresos (y las de su cónyuge, si corresponde). Las ganancias brutas ajustadas se muestran en la línea 8b del formulario 1040 del IRS.

**Student's Taxes Paid from Income Tax Return****Impuestos de los estudiantes pagados de la declaración de ingresos**


100

❓ Enter your (and spouse's) income tax for 2019. Income tax amount is the total of IRS Form 1040-line 14 minus Schedule 2-line 2. If negative, enter a zero here.

Ingrese el monto de los impuestos que usted (y su cónyuge) debe pagar para 2019. El monto del impuesto a las ganancias es el total de la línea 14 del formulario 1040 del IRS, menos la línea 2 de la declaración complementaria 2.

[Back](#)[Save and Exit](#)[Exit](#)[Save and Continue](#)

## 17. The next screen asks additional information about your taxes.

Google Translate

**STUDENT PORTAL**

2021-2022 Colorado Application for State Financial Aid

**APPLICATION PROGRESS**

☒ Student Demographics

☒ State Information

☒ Educational Plans

☒ Household Information

☒ **Student Income & Tax Data**

☐ School List

1

2

**STUDENT INCOME & TAX DATA**

[Back](#) [Save and Exit](#) [Exit](#) [Save and Continue](#)

Student's 2019 Income  
Ingresos del estudiante en el 2019

Student's Income Earned from Working (\$)  
Ganancias obtenidas por el estudiante a través de su trabajo (\$)

0

❓ Indicate the total amount you earned from working. Including wages, salaries, tips, etc. listed on W-2 forms or on the tax returns listed on the IRS Form 1040-line 1 + Schedule 1-lines 3 + 6 + Schedule K-1 (IRS Form 1065)-Box 14 (Code A). If any individual earning item is negative, do not include that item in your calculation.  
Indique el monto total que obtuvo producto de su trabajo. Esto incluye sueldos, salarios, propinas, etc., enumerados en los formularios W-2 o en las declaraciones de impuestos enumeradas en la línea 1 del formulario 1040 del IRS, en las líneas 3 y 6 de la declaración complementaria 1 y en la casilla 14 (Código A) de la declaración complementaria K-1 (formulario 1065 del IRS). Si alguna de las partidas es negativa, no la incluya en el cálculo.

[Back](#) [Save and Exit](#) [Exit](#) [Save and Continue](#)

☐ - Not Started

☒ - In Progress

☒ - Completed

18. The next section lets you enter which school(s) you are planning to attend; you can submit up to 10 if you have applied to different schools and are not sure which to attend yet. (If you are not living in a dorm – which MSU Denver does not have – choose “Off campus”.)

APPLICATION PROGRESS

☒ Student Demographics

☒ State Information

☒ Educational Plans

☒ Dependency Determination

☒ Parent Information

☒ Student Income & Tax Data

☒ School List

- Not Started

- In Progress

- Completed

SCHOOL LIST

Back

Save and Exit

Exit

Save and Continue

Select the schools to receive a copy of your application, along with your housing plans for that school. Select at least one school and up to ten schools to receive your information.  
Seleccione las escuelas que van a recibir una copia de su solicitud, junto con sus planes de vivienda para esa escuela. Seleccione de una a diez escuelas que van a recibir su información.

School 1  
Escuela 1

METROPOLITAN STATE UNIVERSITY 0

Housing Plan for School 1  
Plan de vivienda de la escuela 1

Off Campus or Other

Please indicate where you plan to live while in school.  
Indique dónde planea vivir mientras asista a la escuela.

School 2  
Escuela 2

Select


Back

Save and Exit

Exit

Save and Continue

19. On this screen, provide information about drug convictions or Selective Service registration. (To sign up for Selective Service, visit <https://www.sss.gov/register/> or – especially with an SSN – visit any Post Office for a paper form.)



STUDENT PORTAL

2021-2022 Colorado Application for State Financial Aid

APPLICATION PROGRESS

Student Demographics

State Information

Educational Plans

Dependency Determination

Parent Information

Student Income & Tax Data

School List

- Not Started

- In Progress

- Completed

STUDENT DEMOGRAPHICS1234

Back

Save and Exit

Exit

Save and Continue

Drug Conviction

Condena por consumo de drogas

Have you been convicted for a drug offense while you were receiving student aid?

¿Fue condenado por algún delito relacionado con drogas mientras recibía ayuda estudiantil?

☐ Yes

☒ No

?

A drug conviction is defined as the possession or sale of illegal drugs for an offense that occurred while you were receiving student aid (such as grants, work-study, or loans). Answer "No" if you have never received student aid or if you have never had a drug conviction for an offense that occurred while receiving student aid. If you have a drug conviction for an offense that occurred while you were receiving student aid, answer "Yes," and your school will help you determine if your conviction affects your eligibility for aid.

Una condena por drogas se define como un delito de posesión o venta de drogas ilegales que haya ocurrido mientras usted recibía ayuda estudiantil (como becas, programas de estudio y trabajo o préstamos). Responda "No" si nunca recibió ayuda estudiantil o si nunca fue condenado por un delito relacionado con drogas ocurrido mientras recibía ayuda estudiantil. Responda "Sí" si fue condenado por un delito relacionado con drogas ocurrido mientras recibía ayuda estudiantil, y su escuela lo ayudará a determinar si la condena afecta su elegibilidad para recibir ayuda.

Selective Service


Servicio militar obligatorio

☒ I certify that I have already registered with the Selective Service. Certifico que ya me inscribí en el servicio militar obligatorio.

?

To be eligible for student aid, male citizens and male immigrants residing in the U.S. aged 18 through 25 are required to register

20. On the final screen, you certify the statements & information you have provided.

**COLORADO**  
Department of  
Higher Education

STUDENT PORTAL

2021-2022 Colorado Application for State Financial Aid

APPLICATION PROGRESS

☒ Student Demographics

☒ State Information


☒ Educational Plans

☒ Dependency Determination

☒ Parent Information

☒ Student Income & Tax Data

☒ School List

 Sign My Forms

PREVIEW MY FORMS

BackNext

Preview My Forms

Your responses to the previous questions have been prepopulated in the forms listed below. Please click on the View Forms option to see your prepopulated forms. You should review the information carefully and if you need to make changes, please select the appropriate section to the left and make the necessary updates.

If your forms are complete and accurate and no changes are necessary, please check the acknowledgement box below and proceed to the next page.

[2021-2022 Colorado Application for Student Financial Aid](#)

View Form

☐ I acknowledge that all information provided on my financial aid forms is true and correct.

BackNext

☐ - Not Started

☐ - In Progress

☒ - Completed

**21. Now, you are ready to sign the form & submit! You can submit an electronic signature or chose a paper form.**

APPLICATION PROGRESS

☒ Student Demographics

☒ State Information

☒ Educational Plans

☒ Dependency Determination

☒ Parent Information

☒ Student Income & Tax Data

☒ School List

☒ Sign My Forms

☐ - Not Started

☒ - In Progress

☒ - Completed

ELECTRONIC SIGNATURE CONSENT & DISCLOSURES

Back

Next

Electronic Signature Consent & Required Disclosures

You have chosen to electronically sign your financial aid forms. To continue with the electronic signature process, please review the information below and provide your response to the consent and use of an electronic signature.

**Required Disclosures:**

- You should verify and review all data provided prior to electronically signing your forms. All forms are viewable using Adobe® Acrobat® version 8.0 or higher. An option to download the latest version of Adobe® Acrobat® for free is available by clicking [here](#).
- You can print all documents submitted electronically for your records. All forms electronically signed in this website are available for printing from the Dashboard any time after the electronic signature process is completed. If your copies are lost or misplaced, you can obtain additional copies by logging back into the website and selecting the View My Forms on the Dashboard and reprinting your forms.
- You can opt-out of the electronic signature process. If you do not wish to conduct the signature process electronically, you can print your documents and submit them in a paper format. Prior to electronically signing your forms, you will be provided with an electronic signature option and a paper option. To [opt-out](#) of the electronic signature process, please select the paper option. The preferred option is the electronic signature option since it is a faster process. Please note if you submit your paperwork in a paper format, delays may be experienced due to U.S. mail delivery and manual processing.
- You can withdraw your consent to use the electronic signature process at any time. You can only withdraw your consent to electronically sign future forms. If you wish to withdraw your consent to electronically sign your forms, please contact your finance counselor.
- All electronic signatures processed within this website are legally binding and can be used to legally prove that you signed the document.
- There are no additional monetary costs for processing your documents electronically or the use of electronic signatures.

☒ I consent to the use of an electronic signature option to complete and submit my financial aid forms.

☐ I DO NOT consent to the use of an electronic signature option to complete and submit my financial aid forms. I want to submit my forms manually using a paper format. I understand that submitting my forms via paper may result in delays in processing my financial aid.

Back

Next



## 22. This screen reminds you of the hardware requirements your computer requires to process digital signatures.

2021-2022 Colorado Application for State Financial Aid

APPLICATION PROGRESS

☒ Student Demographics

☒ State Information

☒ Educational Plans

☒ Dependency Determination

☒ Parent Information

☒ Student Income & Tax Data

☒ School List

☐ Sign My Forms

☐ - Not Started

☐ - In Progress

☒ - Completed

ELECTRONIC SIGNATURE HARDWARE & SOFTWARE REQUIREMENTS

Back

Next

Electronic Signature Hardware & Software Requirements

The following system requirements are necessary for conducting an electronic signature within this site. Please confirm that your computer meets these requirements. Options to download recommended free software on your computer is available.

**Hardware:**

- A computer with access to the Internet and capable of running the software listed below.
- A printer capable of printing Adobe Acrobat Reader® PDF documents.

**Software:**

- A recommended Web Browser.
  - Microsoft Internet Explorer 8.0 or higher ([download now for free](#))
  - Chrome 7.0 or higher ([download now for free](#))
  - Firefox 3.6 or higher ([download now for free](#))
  - Safari 5.0 or higher ([download now for free](#))
- Adobe Acrobat Reader® version 8.0 or higher ([download now for free](#)).

\* ☐ I acknowledge that my computer supports the recommended minimum hardware and software system requirements needed for conducting an electronic signature within this site.

Back

Next

23. On the last screen, you submit your electronic signature by entering your name & password.

APPLICATION PROGRESS

☒ Student Demographics

☒ State Information

☒ Educational Plans

☒ Dependency Determination

☒ Parent Information

☒ Student Income & Tax Data

☒ School List

☒ Sign My Forms

☐ - Not Started

☐ - In Progress

☒ - Completed

ELECTRONIC SIGNATURE PROCESS

Back

Next

Electronic Signature Process

You have elected to electronically sign your 2021-2022 Colorado Application for Student Financial Aid form. Under the action items column on the portal page, you will need to select "Choose Parent" that will send an e-mail to your parent to complete the e-signature process for the application. Please note that the electronic signatures are still valid if errors exist on your application. If you or your parent needs to make corrections before signing, please go to the appropriate section on the left navigation bar and make the changes. If you and your parent have already electronically signed the application and you need to make corrections to your application, please contact your financial aid office.

Please provide the information below to complete your electronic signature. Enter your first and last name and the password used to access the application website in the spaces provided below. Your information must match exactly with what we have on file for your account, including any special characters that were used.

Name on File:GREGOR MIEDER

First Name:

?

Provide the first name used when you created your account.

Last Name:

!

Please enter a valid last name.

?

Provide the last name used when you created your account.

Password:

!

Please enter your password.

?

Provide the password used to access this website.

By submitting your application, you are consenting to the use of electronic signatures. All electronic signatures processed within this website are legally binding and can be used to legally prove that you signed the financial aid form. If you do not want to submit your electronic signature, please click on the Sign My Forms section on the left navigation bar and choose the paper option. Please note that submitting your forms via paper may result in delays in processing your financial aid since it is a manual option.

Back

Next