

36a. While you have been enrolled at MSU Denver, has anyone made unwelcome sexual advances toward you or unwelcome requests for sexual favors from you off-campus?

	Yes	No
Your Overall (805) 1.72	27.6% n=222	72.4% n=583
Woman (538) 1.65	35.3% n=190	64.7% n=348
Man (247) 1.9	9.7% n=24	90.3% n=223
Genderqueer/gender-nonconforming (9) 1.33	66.7% n=6	33.3% n=3
Decline to answer (5) 1.8	20% n=1	80% n=4

36b. While you have been enrolled at MSU Denver, has anyone made unwelcome sexual advances toward you or unwelcome requests for sexual favors from you on the campus of this institution?

	Yes	No
Your Overall (798) 1.92	7.5% n=60	92.5% n=738
Woman (533) 1.91	8.6% n=46	91.4% n=487
Man (245) 1.95	5.3% n=13	94.7% n=232
Genderqueer/gender-nonconforming (9) 1.89	11.1% n=1	88.9% n=8
Decline to answer (5) 2	0% n=0	100% n=5

37a. While you have been enrolled at MSU Denver, has anyone made sexual contact (e.g. intercourse/penetration, kissing, touching, grabbing, fondling) with you without your consent off-campus?

	Yes	No
Your Overall (807) 1.88	12.3% n=99	87.7% n=708
Woman (541) 1.84	16.1% n=87	83.9% n=454
Man (246) 1.96	4.1% n=10	95.9% n=236
Genderqueer/gender-nonconforming (9) 1.89	11.1% n=1	88.9% n=8
Decline to answer (5) 1.8	20% n=1	80% n=4

37b. While you have been enrolled at MSU Denver, has anyone made sexual contact (e.g. intercourse/penetration, kissing, touching, grabbing, fondling) with you without your consent on the campus of this institution?

	Yes	No
Your Overall (807) 1.98	1.6% n=13	98.4% n=794
Woman (540) 1.98	1.7% n=9	98.3% n=531
Man (247) 1.99	1.2% n=3	98.8% n=244
Genderqueer/gender-nonconforming (9) 2	0% n=0	100% n=9
Decline to answer (5) 1.8	20% n=1	80% n=4

38. While you have been enrolled at MSU Denver, has someone had sexual contact with you when you were unable to provide consent or stop what was happening because you were passed out, drugged, drunk, incapacitated, or asleep?

		Yes	No
Your Overall (780)	1.96	4.4% n=34	95.6% n=746
Woman (523)	1.95	5% n=26	95% n=497
Man (239)	1.97	2.5% n=6	97.5% n=233
Genderqueer/gender-nonconforming (8)	1.88	12.5% n=1	87.5% n=7
Decline to answer (5)	1.8	20% n=1	80% n=4

39a. While you have been enrolled at MSU Denver, has anyone had unwanted sexual contact with you by using physical force or threatening to physically harm you off-campus?

		Yes	No
Your Overall (808)	1.97	3.1% n=25	96.9% n=783
Woman (541)	1.96	4.1% n=22	95.9% n=519
Man (247)	1.99	0.8% n=2	99.2% n=245
Genderqueer/gender-nonconforming (9)	1.89	11.1% n=1	88.9% n=8
Decline to answer (5)	2	0% n=0	100% n=5

39b. While you have been enrolled at MSU Denver, has anyone had unwanted sexual contact with you by using physical force or threatening to physically harm you on the campus of this institution?

		Yes	No
Your Overall (795) 2	0.4% n=3		99.6% n=792
Woman (531) 2	0.2% n=1		99.8% n=530
Man (244) 2	0.4% n=1		99.6% n=243
Genderqueer/gender-nonconforming (9) 2	0% n=0		100% n=9
Decline to answer (5) 1.8	20% n=1		80% n=4

40a. While you have been enrolled at MSU Denver, has anyone attempted but not succeeded in having sexual contact with you by using or threatening to use physical force against you off-campus?

		Yes	No
Your Overall (805) 1.97	2.7% n=22		97.3% n=783
Woman (538) 1.97	3.3% n=18		96.7% n=520
Man (247) 1.99	1.2% n=3		98.8% n=244
Genderqueer/gender-nonconforming (9) 2	0% n=0		100% n=9
Decline to answer (5) 1.8	20% n=1		80% n=4

40b. While you have been enrolled at MSU Denver, has anyone attempted but not succeeded in having sexual contact with you by using or threatening to use physical force against you on the campus of this institution?

		Yes	No
Your Overall (802)	1.99	0.6% n=5	99.4% n=797
Woman (537)	2	0.4% n=2	99.6% n=535
Man (245)	1.99	0.8% n=2	99.2% n=243
Genderqueer/gender-nonconforming (9)	2	0% n=0	100% n=9
Decline to answer (5)	1.8	20% n=1	80% n=4

41a. While you have been enrolled at MSU Denver, has anyone threatened you and also followed, approached, contacted or placed you under surveillance off-campus?

		Yes	No
Your Overall (805)	1.92	8.2% n=66	91.8% n=739
Woman (539)	1.89	11.1% n=60	88.9% n=479
Man (246)	1.98	1.6% n=4	98.4% n=242
Genderqueer/gender-nonconforming (9)	1.89	11.1% n=1	88.9% n=8
Decline to answer (5)	2	0% n=0	100% n=5

41b. While you have been enrolled at MSU Denver, has anyone threatened you and also followed, approached, contacted or placed you under surveillance on the campus of this institution?

	Yes	No
Your Overall (795) 1.97	3.4% n=27	96.6% n=768
Woman (532) 1.96	3.9% n=21	96.1% n=511
Man (243) 1.98	1.6% n=4	98.4% n=239
Genderqueer/gender-nonconforming (9) 1.89	11.1% n=1	88.9% n=8
Decline to answer (5) 2	0% n=0	100% n=5

42a. While you have been enrolled at MSU Denver, has a casual, steady, or serious dating or intimate partner physically, sexually, or emotionally abused you off-campus?

	Yes	No
Your Overall (808) 1.89	11.4% n=92	88.6% n=716
Woman (542) 1.85	14.9% n=81	85.1% n=461
Man (246) 1.96	4.1% n=10	95.9% n=236
Genderqueer/gender-nonconforming (9) 2	0% n=0	100% n=9
Decline to answer (5) 1.8	20% n=1	80% n=4

42b. While you have been enrolled at MSU Denver, has a casual, steady, or serious dating or intimate partner physically, sexually, or emotionally abused you on the campus of this institution?

		Yes	No
Your Overall (801)	1.98	2.2% n=18	97.8% n=783
Woman (538)	1.97	2.6% n=14	97.4% n=524
Man (243)	1.99	1.2% n=3	98.8% n=240
Genderqueer/gender-nonconforming (9)	2	0% n=0	100% n=9
Decline to answer (5)	1.8	20% n=1	80% n=4

Please answer the following questions about the MOST RECENT incident - (This question only displayed to students who selected "Yes" to questions 37a or b, 38, 39a or b or 42a or b)

43. Did you use this institution's formal procedures to report the incident?

		Yes	No
Your Overall (152)	1.95	4.6% n=7	95.4% n=145
Woman (131)	1.96	3.8% n=5	96.2% n=126
Man (18)	1.89	11.1% n=2	88.9% n=16
Genderqueer/gender-nonconforming (1)	2	0% n=0	100% n=1
Decline to answer (2)	2	0% n=0	100% n=2

This question only displayed to students who selected "Yes" to question 43

The institution's formal procedures helped me deal with the problem.

	Strongly Agree	Agree	Sometimes Agree / Sometimes Disagree	Disagree	Strongly Disagree
Your Overall (7) 3.57	42.9% n=3		14.3% n=1	14.3% n=1	14.3% n=1
Woman (5) 3.4	40% n=2		20% n=1	0% n=0	20% n=1
Man (2) 4	50% n=1		0% n=0	50% n=1	0% n=0
Genderqueer/gender-nonconforming - -					
Decline to answer - -					

44. Just prior to the incident, had you been drinking alcohol? (You are in no way responsible for the misconduct that occurred, even if you had been drinking.)

	Yes	No
Your Overall (151) 1.69	31.1% n=47	68.9% n=104
Woman (130) 1.69	30.8% n=40	69.2% n=90
Man (18) 1.72	27.8% n=5	72.2% n=13
Genderqueer/gender-nonconforming (1) 1		100% n=1
Decline to answer (2) 1.5	50% n=1	50% n=1

45. Just prior to the incident, had you taken or used marijuana or any illicit drugs other than alcohol?
 [You are in no way responsible for the misconduct that occurred, even if you had been taking or using marijuana or illicit drugs other than alcohol.]

		Yes	No
Your Overall (150)	1.95	5.3% n=8	94.7% n=142
Woman (129)	1.95	5.4% n=7	94.6% n=122
Man (18)	1.94	5.6% n=1	94.4% n=17
Genderqueer/gender-nonconforming (1)	2	0% n=0	100% n=1
Decline to answer (2)	2	0% n=0	100% n=2

46 Who did the unwanted behavior involve?

a. Stranger

		Yes	No
Your Overall (134)	1.76	23.9% n=32	76.1% n=102
Woman (117)	1.74	26.5% n=31	73.5% n=86
Man (14)	1.93	7.1% n=1	92.9% n=13
Genderqueer/gender-nonconforming (1)	2	0% n=0	100% n=1
Decline to answer (2)	2	0% n=0	100% n=2

b. Family member

		Yes	No
Your Overall (133)	1.95	5.3% n=7	94.7% n=126
Woman (116)	1.94	6% n=7	94% n=109
Man (14)	2	0% n=0	100% n=14
Genderqueer/gender-nonconforming (1)	2	0% n=0	100% n=1
Decline to answer (2)	2	0% n=0	100% n=2

c. Acquaintance

		Yes	No
Your Overall (134)	1.81	18.7% n=25	81.3% n=109
Woman (116)	1.81	19% n=22	81% n=94
Man (15)	1.87	13.3% n=2	86.7% n=13
Genderqueer/gender-nonconforming (1)	1		100% n=1
Decline to answer (2)	2	0% n=0	100% n=2

d. Coworker

		Yes	No
Your Overall (131)	1.91	9.2% n=12	90.8% n=119
Woman (114)	1.89	10.5% n=12	89.5% n=102
Man (14)	2	0% n=0	100% n=14
Genderqueer/gender-nonconforming (1)	2	0% n=0	100% n=1
Decline to answer (2)	2	0% n=0	100% n=2

e. Employer/supervisor

		Yes	No
Your Overall (132)	1.92	7.6% n=10	92.4% n=122
Woman (116)	1.91	8.6% n=10	91.4% n=106
Man (13)	2	0% n=0	100% n=13
Genderqueer/gender-nonconforming (1)	2	0% n=0	100% n=1
Decline to answer (2)	2	0% n=0	100% n=2

f. Professor/instructor

		Yes	No
Your Overall (131)	1.99	0.8% n=1	99.2% n=130
Woman (115)	1.99	0.9% n=1	99.1% n=114
Man (13)	2	0% n=0	100% n=13
Genderqueer/gender-nonconforming (1)	2	0% n=0	100% n=1
Decline to answer (2)	2	0% n=0	100% n=2

g. University staff member

		Yes	No
Your Overall (131)	1.98	2.3% n=3	97.7% n=128
Woman (115)	1.98	1.7% n=2	98.3% n=113
Man (13)	1.92	7.7% n=1	92.3% n=12
Genderqueer/gender-nonconforming (1)	2	0% n=0	100% n=1
Decline to answer (2)	2	0% n=0	100% n=2

h. Non-romantic friend

	Yes	No
Your Overall (133) 1.73	27.1% n=36	72.9% n=97
Woman (117) 1.72	28.2% n=33	71.8% n=84
Man (13) 1.85	15.4% n=2	84.6% n=11
Genderqueer/gender-nonconforming (1) 2	0% n=0	100% n=1
Decline to answer (2) 1.5	50% n=1	50% n=1

i. Casual or first date

	Yes	No
Your Overall (130) 1.84	16.2% n=21	83.8% n=109
Woman (113) 1.82	17.7% n=20	82.3% n=93
Man (14) 1.93	7.1% n=1	92.9% n=13
Genderqueer/gender-nonconforming (1) 2	0% n=0	100% n=1
Decline to answer (2) 2	0% n=0	100% n=2

j. Current romantic partner

	Yes	No
Your Overall (133) 1.68	31.6% n=42	68.4% n=91
Woman (116) 1.67	32.8% n=38	67.2% n=78
Man (14) 1.71	28.6% n=4	71.4% n=10
Genderqueer/gender-nonconforming (1) 2	0% n=0	100% n=1
Decline to answer (2) 2	0% n=0	100% n=2

k. Classmate

	Yes	No
Your Overall (131) 1.94	6.1% n=8	93.9% n=123
Woman (115) 1.94	6.1% n=7	93.9% n=108
Man (13) 1.92	7.7% n=1	92.3% n=12
Genderqueer/gender-nonconforming (1) 2	0% n=0	100% n=1
Decline to answer (2) 2	0% n=0	100% n=2

This question only displayed to students who selected "Yes" to questions 37a or b, 38, 39a or b or 42a or b)

47. Where did the incident occur?

a. Apartment within walking distance of campus

		Yes	No
Your Overall (132)	1.91	9.1% n=12	90.9% n=120
Woman (114)	1.9	9.6% n=11	90.4% n=103
Man (15)	1.93	6.7% n=1	93.3% n=14
Genderqueer/gender-nonconforming (1)	2	0% n=0	100% n=1
Decline to answer (2)	2	0% n=0	100% n=2

b. Apartment within driving distance of campus

	Yes	No
Your Overall (135) 1.65	34.8% n=47	65.2% n=88
Woman (117) 1.67	33.3% n=39	66.7% n=78
Man (15) 1.6	40% n=6	60% n=9
Genderqueer/gender-nonconforming (1) 1	100% n=1	0% n=0
Decline to answer (2) 1.5	50% n=1	50% n=1

c. Home, Condo or Apartment that you own

	Yes	No
Your Overall (134) 1.9	10.4% n=14	89.6% n=120
Woman (115) 1.9	10.4% n=12	89.6% n=103
Man (16) 1.88	12.5% n=2	87.5% n=14
Genderqueer/gender-nonconforming (1) 2	0% n=0	100% n=1
Decline to answer (2) 2	0% n=0	100% n=2

d. Parent/Family Home

		Yes	No
Your Overall (137)	1.85	15.3% n=21	84.7% n=116
Woman (119)	1.82	17.6% n=21	82.4% n=98
Man (15)	2	0% n=0	100% n=15
Genderqueer/gender-nonconforming (1)	2	0% n=0	100% n=1
Decline to answer (2)	2	0% n=0	100% n=2

e. University vehicle

		Yes	No
Your Overall (131)	2	0% n=0	100% n=131
Woman (114)	2	0% n=0	100% n=114
Man (14)	2	0% n=0	100% n=14
Genderqueer/gender-nonconforming (1)	2	0% n=0	100% n=1
Decline to answer (2)	2	0% n=0	100% n=2

f. University Building

		Yes	No
Your Overall (132)	1.93	6.8% n=9	93.2% n=123
Woman (114)	1.95	5.3% n=6	94.7% n=108
Man (15)	1.8	20% n=3	80% n=12
Genderqueer/gender-nonconforming (1)	2	0% n=0	100% n=1
Decline to answer (2)	2	0% n=0	100% n=2

g. University Grounds

		Yes	No
Your Overall (132)	1.92	7.6% n=10	92.4% n=122
Woman (114)	1.94	6.1% n=7	93.9% n=107
Man (15)	1.8	20% n=3	80% n=12
Genderqueer/gender-nonconforming (1)	2	0% n=0	100% n=1
Decline to answer (2)	2	0% n=0	100% n=2

h. Other Location

	Yes	No
Your Overall (138) 1.43	56.5% n=78	43.5% n=60
Woman (119) 1.41	58.8% n=70	41.2% n=49
Man (16) 1.5	50% n=8	50% n=8
Genderqueer/gender-nonconforming (1) 2	0% n=0	100% n=1
Decline to answer (2) 2	0% n=0	100% n=2

48. Who did you tell about the incident?

a. No one

	Yes	No
Your Overall (136) 1.65	34.6% n=47	65.4% n=89
Woman (118) 1.67	33.1% n=39	66.9% n=79
Man (15) 1.53	46.7% n=7	53.3% n=8
Genderqueer/gender-nonconforming (1) 2	0% n=0	100% n=1
Decline to answer (2) 1.5	50% n=1	50% n=1

b. Roommate

	Yes	No
Your Overall (92) 1.84	16.3% n=15	83.7% n=77
Woman (81) 1.81	18.5% n=15	81.5% n=66
Man (9) 2	0% n=0	100% n=9
Genderqueer/gender-nonconforming (1) 2	0% n=0	100% n=1
Decline to answer (1) 2	0% n=0	100% n=1

c. Close friend other than roommate

	Yes	No
Your Overall (98) 1.28	72.4% n=71	27.6% n=27
Woman (86) 1.28	72.1% n=62	27.9% n=24
Man (10) 1.2	80% n=8	20% n=2
Genderqueer/gender-nonconforming (1) 1	100% n=1	0% n=0
Decline to answer (1) 2	0% n=0	100% n=1

d. Parent or guardian

	Yes	No
Your Overall (95) 1.73	27.4% n=26	72.6% n=69
Woman (83) 1.72	27.7% n=23	72.3% n=60
Man (10) 1.7	30% n=3	70% n=7
Genderqueer/gender-nonconforming (1) 2	0% n=0	100% n=1
Decline to answer (1) 2	0% n=0	100% n=1

e. Other family member

	Yes	No
Your Overall (91) 1.76	24.2% n=22	75.8% n=69
Woman (80) 1.74	26.3% n=21	73.8% n=59
Man (9) 1.89	11.1% n=1	88.9% n=8
Genderqueer/gender-nonconforming (1) 2	0% n=0	100% n=1
Decline to answer (1) 2	0% n=0	100% n=1

f. Counselor

	Yes	No
Your Overall (92) 1.76	23.9% n=22	76.1% n=70
Woman (81) 1.75	24.7% n=20	75.3% n=61
Man (9) 1.78	22.2% n=2	77.8% n=7
Genderqueer/gender-nonconforming (1) 2	0% n=0	100% n=1
Decline to answer (1) 2	0% n=0	100% n=1

g. Faculty

	Yes	No
Your Overall (90) 1.93	6.7% n=6	93.3% n=84
Woman (79) 1.92	7.6% n=6	92.4% n=73
Man (9) 2	0% n=0	100% n=9
Genderqueer/gender-nonconforming (1) 2	0% n=0	100% n=1
Decline to answer (1) 2	0% n=0	100% n=1

h. Staff

		Yes	No
Your Overall (90)	1.97	3.3% n=3	96.7% n=87
Woman (79)	1.97	2.5% n=2	97.5% n=77
Man (9)	1.89	11.1% n=1	88.9% n=8
Genderqueer/gender-nonconforming (1)	2	0% n=0	100% n=1
Decline to answer (1)	2	0% n=0	100% n=1

i. Residence hall staff

		Yes	No
Your Overall (90)	2	0% n=0	100% n=90
Woman (79)	2	0% n=0	100% n=79
Man (9)	2	0% n=0	100% n=9
Genderqueer/gender-nonconforming (1)	2	0% n=0	100% n=1
Decline to answer (1)	2	0% n=0	100% n=1

j. University confidential hotline

		Yes	No
Your Overall (90)	1.98	2.2% n=2	97.8% n=88
Woman (79)	2	0% n=0	100% n=79
Man (9)	1.78	22.2% n=2	77.8% n=7
Genderqueer/gender-nonconforming (1)	2	0% n=0	100% n=1
Decline to answer (1)	2	0% n=0	100% n=1

k. National confidential hotline

		Yes	No
Your Overall (88)	1.99	1.1% n=1	98.9% n=87
Woman (77)	1.99	1.3% n=1	98.7% n=76
Man (9)	2	0% n=0	100% n=9
Genderqueer/gender-nonconforming (1)	2	0% n=0	100% n=1
Decline to answer (1)	2	0% n=0	100% n=1

i. Police

	Yes	No
Your Overall (92) 1.87	13% n=12	87% n=80
Woman (81) 1.85	14.8% n=12	85.2% n=69
Man (9) 2	0% n=0	100% n=9
Genderqueer/gender-nonconforming (1) 2	0% n=0	100% n=1
Decline to answer (1) 2	0% n=0	100% n=1

m. Romantic partner

	Yes	No
Your Overall (91) 1.66	34.1% n=31	65.9% n=60
Woman (80) 1.64	36.3% n=29	63.8% n=51
Man (9) 1.89	11.1% n=1	88.9% n=8
Genderqueer/gender-nonconforming (1) 1		100% n=1
Decline to answer (1) 2	0% n=0	100% n=1

n. Campus sexual assault advocate

		Yes	No
Your Overall (90)	1.94	5.6% n=5	94.4% n=85
Woman (79)	1.95	5.1% n=4	94.9% n=75
Man (9)	1.89	11.1% n=1	88.9% n=8
Genderqueer/gender-nonconforming (1)	2	0% n=0	100% n=1
Decline to answer (1)	2	0% n=0	100% n=1

o. Other

		Yes	No
Your Overall (91)	1.79	20.9% n=19	79.1% n=72
Woman (80)	1.79	21.3% n=17	78.8% n=63
Man (9)	1.89	11.1% n=1	88.9% n=8
Genderqueer/gender-nonconforming (1)	1		100% n=1
Decline to answer (1)	2	0% n=0	100% n=1

This question is only displayed if a student answered "yes" to question 48a (No one)

49. Why did you choose not to tell anyone?

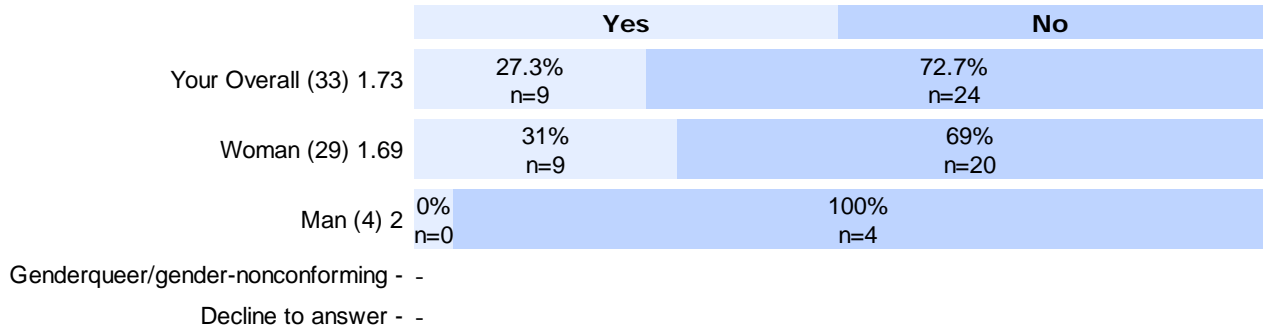
a. It was not important enough to report.

	Yes	No
Your Overall (39) 1.33	66.7% n=26	33.3% n=13
Woman (34) 1.38	61.8% n=21	38.2% n=13
Man (5) 1	100% n=5	0% n=0
Genderqueer/gender-nonconforming - -		
Decline to answer - -		


b. I handled it myself.

	Yes	No
Your Overall (36) 1.39	61.1% n=22	38.9% n=14
Woman (32) 1.38	62.5% n=20	37.5% n=12
Man (4) 1.5	50% n=2	50% n=2
Genderqueer/gender-nonconforming - -		
Decline to answer - -		

c. I thought I would be labeled a troublemaker.



d. I thought nothing would be done.



e. Threatened with some sort of retaliation.

		Yes	No
Your Overall (33)	1.97	3% n=1	97% n=32
Woman (29)	1.97	3.4% n=1	96.6% n=28
Man (4)	2	0% n=0	100% n=4
Genderqueer/gender-nonconforming	-		
Decline to answer	-		

f. Not threatened with retaliation, but feared some form of retaliation.

		Yes	No
Your Overall (33)	1.73	27.3% n=9	72.7% n=24
Woman (29)	1.76	24.1% n=7	75.9% n=22
Man (4)	1.5	50% n=2	50% n=2
Genderqueer/gender-nonconforming	-		
Decline to answer	-		

g. Feared ostracism, harassment or ridicule by peers.

	Yes	No
Your Overall (33) 1.7	30.3% n=10	69.7% n=23
Woman (29) 1.72	27.6% n=8	72.4% n=21
Man (4) 1.5	50% n=2	50% n=2
Genderqueer/gender-nonconforming - -		
Decline to answer - -		

h. Feared loss of friends.

	Yes	No
Your Overall (32) 1.72	28.1% n=9	71.9% n=23
Woman (28) 1.71	28.6% n=8	71.4% n=20
Man (4) 1.75	25% n=1	75% n=3
Genderqueer/gender-nonconforming - -		
Decline to answer - -		

i. Feared I or others would be punished for infractions/violations.

	Yes	No
Your Overall (34) 1.76	23.5% n=8	76.5% n=26
Woman (30) 1.8	20% n=6	80% n=24
Man (4) 1.5	50% n=2	50% n=2
Genderqueer/gender-nonconforming - -		
Decline to answer - -		

j. I did not want people gossiping about the incident.

	Yes	No
Your Overall (34) 1.44	55.9% n=19	44.1% n=15
Woman (30) 1.4	60% n=18	40% n=12
Man (4) 1.75	25% n=1	75% n=3
Genderqueer/gender-nonconforming - -		
Decline to answer - -		

k. I did not want my parents/family to find out.

	Yes	No
Your Overall (33) 1.45	54.5% n=18	45.5% n=15
Woman (29) 1.41	58.6% n=17	41.4% n=12
Man (4) 1.75	25% n=1	75% n=3
Genderqueer/gender-nonconforming - -		
Decline to answer - -		

l. Pressured by someone in a position of authority.

	Yes	No
Your Overall (32) 1.97	3.1% n=1	96.9% n=31
Woman (28) 1.96	3.6% n=1	96.4% n=27
Man (4) 2	0% n=0	100% n=4
Genderqueer/gender-nonconforming - -		
Decline to answer - -		

m. I did not want my boyfriend/girlfriend to find out.

	Yes	No
Your Overall (35) 1.83	17.1% n=6	82.9% n=29
Woman (30) 1.83	16.7% n=5	83.3% n=25
Man (5) 1.8	20% n=1	80% n=4
Genderqueer/gender-nonconforming - -		
Decline to answer - -		

n. Shame/embarrassment.

	Yes	No
Your Overall (34) 1.29	70.6% n=24	29.4% n=10
Woman (30) 1.27	73.3% n=22	26.7% n=8
Man (4) 1.5	50% n=2	50% n=2
Genderqueer/gender-nonconforming - -		
Decline to answer - -		

o. Feared other repercussions.

	Yes	No
Your Overall (34) 1.62	38.2% n=13	61.8% n=21
Woman (30) 1.6	40% n=12	60% n=18
Man (4) 1.75	25% n=1	75% n=3
Genderqueer/gender-nonconforming - -		
Decline to answer - -		

p. I thought people would not believe me.

	Yes	No
Your Overall (33) 1.64	36.4% n=12	63.6% n=21
Woman (29) 1.62	37.9% n=11	62.1% n=18
Man (4) 1.75	25% n=1	75% n=3
Genderqueer/gender-nonconforming - -		
Decline to answer - -		

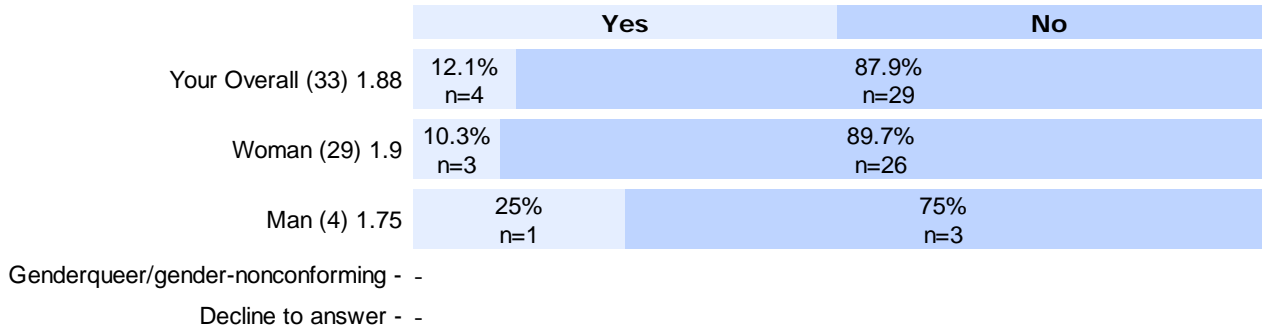
q. Not aware of reporting procedures.

	Yes	No
Your Overall (33) 1.64	36.4% n=12	63.6% n=21
Woman (29) 1.62	37.9% n=11	62.1% n=18
Man (4) 1.75	25% n=1	75% n=3
Genderqueer/gender-nonconforming - -		
Decline to answer - -		

r. I thought I could deal with it myself.

	Yes	No
Your Overall (35) 1.34	65.7% n=23	34.3% n=12
Woman (31) 1.29	71% n=22	29% n=9
Man (4) 1.75	25% n=1	75% n=3
Genderqueer/gender-nonconforming - -		
Decline to answer - -		

s. I wanted to fit in.



t. I thought I would be blamed for the assault.

