

**36a. While you have been enrolled at MSU Denver, has anyone made unwelcome sexual advances toward you or unwelcome requests for sexual favors from you off-campus?**

	Yes	No
Your Overall (805) 1.72	27.6% n=222	72.4% n=583
0-30 credits (Freshman) (147) 1.78	21.8% n=32	78.2% n=115
30-60 credits (Sophomore) (140) 1.71	28.6% n=40	71.4% n=100
60-90 credits (Junior) (243) 1.71	28.8% n=70	71.2% n=173
90-120 credits (Senior) (224) 1.68	31.7% n=71	68.3% n=153
Graduate Student (37) 1.81	18.9% n=7	81.1% n=30
Decline to answer (9) 1.78	22.2% n=2	77.8% n=7

**36b. While you have been enrolled at MSU Denver, has anyone made unwelcome sexual advances toward you or unwelcome requests for sexual favors from you on the campus of this institution?**

		Yes	No
Your Overall (798) 1.92	7.5% n=60	92.5% n=738	
0-30 credits (Freshman) (145) 1.96	4.1% n=6	95.9% n=139	
30-60 credits (Sophomore) (140) 1.95	5% n=7	95% n=133	
60-90 credits (Junior) (241) 1.91	9.1% n=22	90.9% n=219	
90-120 credits (Senior) (222) 1.9	10.4% n=23	89.6% n=199	
Graduate Student (36) 1.97	2.8% n=1	97.2% n=35	
Decline to answer (9) 1.89	11.1% n=1	88.9% n=8	

**37a. While you have been enrolled at MSU Denver, has anyone made sexual contact (e.g. intercourse/penetration, kissing, touching, grabbing, fondling) with you without your consent off-campus?**

		Yes	No
Your Overall (807)	1.88	12.3% n=99	87.7% n=708
0-30 credits (Freshman) (147)	1.92	8.2% n=12	91.8% n=135
30-60 credits (Sophomore) (142)	1.82	17.6% n=25	82.4% n=117
60-90 credits (Junior) (242)	1.89	11.2% n=27	88.8% n=215
90-120 credits (Senior) (225)	1.85	14.7% n=33	85.3% n=192
Graduate Student (37)	1.97	2.7% n=1	97.3% n=36
Decline to answer (9)	1.89	11.1% n=1	88.9% n=8

**37b. While you have been enrolled at MSU Denver, has anyone made sexual contact (e.g. intercourse/penetration, kissing, touching, grabbing, fondling) with you without your consent on the campus of this institution?**

		Yes	No
Your Overall (807)	1.98	1.6% n=13	98.4% n=794
0-30 credits (Freshman) (147)	1.99	1.4% n=2	98.6% n=145
30-60 credits (Sophomore) (141)	1.99	0.7% n=1	99.3% n=140
60-90 credits (Junior) (243)	2	0.4% n=1	99.6% n=242
90-120 credits (Senior) (225)	1.96	3.6% n=8	96.4% n=217
Graduate Student (37)	2	0% n=0	100% n=37
Decline to answer (9)	1.89	11.1% n=1	88.9% n=8

**38. While you have been enrolled at MSU Denver, has someone had sexual contact with you when you were unable to provide consent or stop what was happening because you were passed out, drugged, drunk, incapacitated, or asleep?**

		Yes	No
Your Overall (780)	1.96	4.4% n=34	95.6% n=746
0-30 credits (Freshman) (143)	1.97	3.5% n=5	96.5% n=138
30-60 credits (Sophomore) (138)	1.94	5.8% n=8	94.2% n=130
60-90 credits (Junior) (232)	1.97	2.6% n=6	97.4% n=226
90-120 credits (Senior) (216)	1.93	6.9% n=15	93.1% n=201
Graduate Student (37)	2	0% n=0	100% n=37
Decline to answer (9)	2	0% n=0	100% n=9

**39a. While you have been enrolled at MSU Denver, has anyone had unwanted sexual contact with you by using physical force or threatening to physically harm you off-campus?**

		Yes	No
Your Overall (808)	1.97	3.1% n=25	96.9% n=783
0-30 credits (Freshman) (147)	1.97	2.7% n=4	97.3% n=143
30-60 credits (Sophomore) (142)	1.96	3.5% n=5	96.5% n=137
60-90 credits (Junior) (243)	1.97	3.3% n=8	96.7% n=235
90-120 credits (Senior) (225)	1.96	3.6% n=8	96.4% n=217
Graduate Student (37)	2	0% n=0	100% n=37
Decline to answer (9)	2	0% n=0	100% n=9

**39b. While you have been enrolled at MSU Denver, has anyone had unwanted sexual contact with you by using physical force or threatening to physically harm you on the campus of this institution?**

		Yes	No
Your Overall (795)	2	0.4% n=3	99.6% n=792
0-30 credits (Freshman) (146)	2	0% n=0	100% n=146
30-60 credits (Sophomore) (141)	2	0% n=0	100% n=141
60-90 credits (Junior) (238)	2	0% n=0	100% n=238
90-120 credits (Senior) (221)	1.99	0.9% n=2	99.1% n=219
Graduate Student (35)	2	0% n=0	100% n=35
Decline to answer (9)	1.89	11.1% n=1	88.9% n=8

**40a. While you have been enrolled at MSU Denver, has anyone attempted but not succeeded in having sexual contact with you by using or threatening to use physical force against you off-campus?**

		Yes	No
Your Overall (805)	1.97	2.7% n=22	97.3% n=783
0-30 credits (Freshman) (147)	1.97	2.7% n=4	97.3% n=143
30-60 credits (Sophomore) (142)	1.96	4.2% n=6	95.8% n=136
60-90 credits (Junior) (243)	1.99	1.2% n=3	98.8% n=240
90-120 credits (Senior) (222)	1.96	3.6% n=8	96.4% n=214
Graduate Student (37)	2	0% n=0	100% n=37
Decline to answer (9)	1.89	11.1% n=1	88.9% n=8



**40b. While you have been enrolled at MSU Denver, has anyone attempted but not succeeded in having sexual contact with you by using or threatening to use physical force against you on the campus of this institution?**

		Yes	No
Your Overall (802)	1.99	0.6% n=5	99.4% n=797
0-30 credits (Freshman) (146)	2	0% n=0	100% n=146
30-60 credits (Sophomore) (142)	2	0% n=0	100% n=142
60-90 credits (Junior) (241)	2	0% n=0	100% n=241
90-120 credits (Senior) (222)	1.98	1.8% n=4	98.2% n=218
Graduate Student (37)	2	0% n=0	100% n=37
Decline to answer (9)	1.89	11.1% n=1	88.9% n=8

**41a. While you have been enrolled at MSU Denver, has anyone threatened you and also followed, approached, contacted or placed you under surveillance off-campus?**

		Yes	No
Your Overall (805) 1.92	8.2% n=66		91.8% n=739
0-30 credits (Freshman) (147) 1.94	6.1% n=9		93.9% n=138
30-60 credits (Sophomore) (142) 1.9	9.9% n=14		90.1% n=128
60-90 credits (Junior) (243) 1.94	6.2% n=15		93.8% n=228
90-120 credits (Senior) (223) 1.89	11.2% n=25		88.8% n=198
Graduate Student (36) 1.97	2.8% n=1		97.2% n=35
Decline to answer (9) 1.78	22.2% n=2		77.8% n=7

**41b. While you have been enrolled at MSU Denver, has anyone threatened you and also followed, approached, contacted or placed you under surveillance on the campus of this institution?**

		Yes	No
Your Overall (795)	1.97	3.4% n=27	96.6% n=768
0-30 credits (Freshman) (145)	1.98	2.1% n=3	97.9% n=142
30-60 credits (Sophomore) (141)	1.97	2.8% n=4	97.2% n=137
60-90 credits (Junior) (241)	1.97	2.9% n=7	97.1% n=234
90-120 credits (Senior) (222)	1.95	5% n=11	95% n=211
Graduate Student (32)	1.97	3.1% n=1	96.9% n=31
Decline to answer (9)	1.89	11.1% n=1	88.9% n=8

**42a. While you have been enrolled at MSU Denver, has a casual, steady, or serious dating or intimate partner physically, sexually, or emotionally abused you off-campus?**

		Yes	No
Your Overall (808) 1.89	11.4% n=92		88.6% n=716
0-30 credits (Freshman) (147) 1.93	7.5% n=11		92.5% n=136
30-60 credits (Sophomore) (142) 1.89	10.6% n=15		89.4% n=127
60-90 credits (Junior) (243) 1.87	12.8% n=31		87.2% n=212
90-120 credits (Senior) (225) 1.86	13.8% n=31		86.2% n=194
Graduate Student (37) 1.95	5.4% n=2		94.6% n=35
Decline to answer (9) 1.78	22.2% n=2		77.8% n=7

**43b. While you have been enrolled at MSU Denver, has a casual, steady, or serious dating or intimate partner physically, sexually, or emotionally abused you on the campus of this institution?**

		Yes	No
Your Overall (801)	1.98	2.2% n=18	97.8% n=783
0-30 credits (Freshman) (147)	1.99	1.4% n=2	98.6% n=145
30-60 credits (Sophomore) (141)	1.98	2.1% n=3	97.9% n=138
60-90 credits (Junior) (240)	1.98	1.7% n=4	98.3% n=236
90-120 credits (Senior) (222)	1.97	3.2% n=7	96.8% n=215
Graduate Student (37)	2	0% n=0	100% n=37
Decline to answer (9)	1.78	22.2% n=2	77.8% n=7

**ModernThink**  
**Student Survey on Sexual Violence**  
**Metropolitan State University of Denver**  
**Incidents and Prevalence by Current Status**



Please answer the following questions about the MOST RECENT incident - (This question only displayed to students who selected "Yes" to questions 37a or b, 38, 39a or b or 42a or b).

**43. Did you use this institution's formal procedures to report the incident?**

		Yes	No
Your Overall (152)	1.95	4.6% n=7	95.4% n=145
0-30 credits (Freshman) (19)	2	0% n=0	100% n=19
30-60 credits (Sophomore) (31)	1.97	3.2% n=1	96.8% n=30
60-90 credits (Junior) (47)	1.96	4.3% n=2	95.7% n=45
90-120 credits (Senior) (50)	1.92	8% n=4	92% n=46
Graduate Student (3)	2	0% n=0	100% n=3
Decline to answer (2)	2	0% n=0	100% n=2

**ModernThink**  
**Student Survey on Sexual Violence**  
**Metropolitan State University of Denver**  
**Incidents and Prevalence by Current Status**

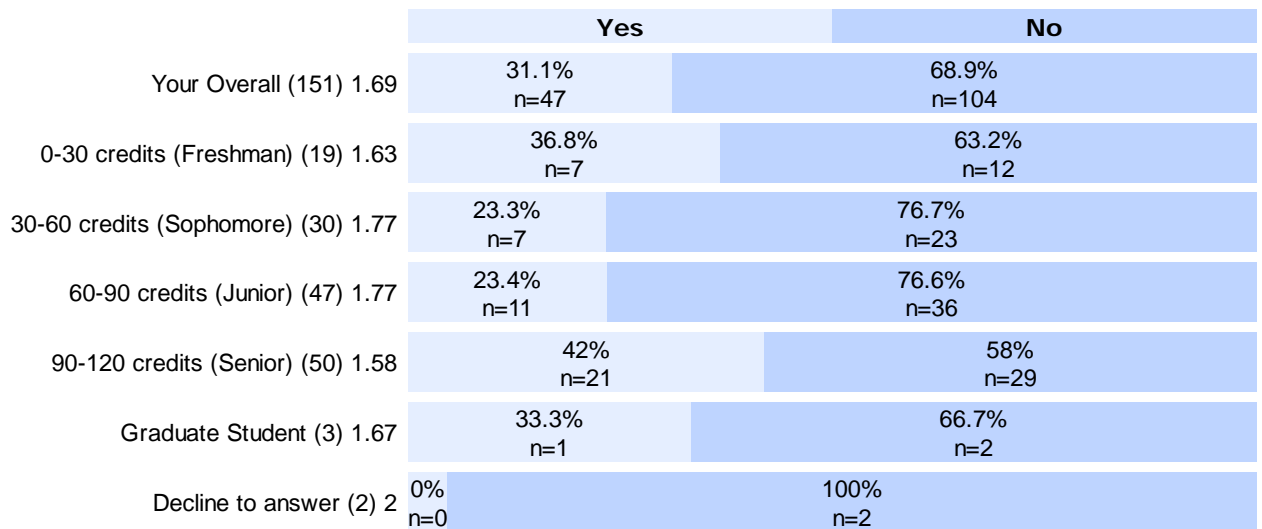


**This question only displayed to students who selected "Yes" to question 43**

**The institution's formal procedures helped me deal with the problem.**

	Strongly Agree	Agree	Sometimes Agree / Sometimes Disagree	Disagree	Strongly Disagree
Your Overall (7) 3.57	42.9% n=3		14.3% n=1	14.3% n=1	14.3% n=1
0-30 credits (Freshman) - -					
30-60 credits (Sophomore) (1) 4	0% n=0		100% n=1		0% 0% 0% n=0 n=0 n=0
60-90 credits (Junior) (2) 5			100% n=2		0% 0% 0% 0% n=0 n=0 n=0 n=0
90-120 credits (Senior) (4) 2.75	25% n=1	0% n=0	25% n=1	25% n=1	25% n=1
Graduate Student - -					
Decline to answer - -					

**44. Just prior to the incident, had you been drinking alcohol? (You are in no way responsible for the misconduct that occurred, even if you had been drinking.)**





**45. Just prior to the incident, had you taken or used marijuana or any illicit drugs other than alcohol?  
 [You are in no way responsible for the misconduct that occurred, even if you had been taking or using  
 marijuana or illicit drugs other than alcohol.]**

		Yes	No
Your Overall (150)	1.95	5.3% n=8	94.7% n=142
0-30 credits (Freshman) (19)	1.95	5.3% n=1	94.7% n=18
30-60 credits (Sophomore) (30)	1.9	10% n=3	90% n=27
60-90 credits (Junior) (47)	1.96	4.3% n=2	95.7% n=45
90-120 credits (Senior) (49)	1.96	4.1% n=2	95.9% n=47
Graduate Student (3)	2	0% n=0	100% n=3
Decline to answer (2)	2	0% n=0	100% n=2

**46. Who did the unwanted behavior involve?**

**a. Stranger**

	Yes	No
Your Overall (134) 1.76	23.9% n=32	76.1% n=102
0-30 credits (Freshman) (16) 1.81	18.8% n=3	81.3% n=13
30-60 credits (Sophomore) (27) 1.7	29.6% n=8	70.4% n=19
60-90 credits (Junior) (40) 1.78	22.5% n=9	77.5% n=31
90-120 credits (Senior) (46) 1.76	23.9% n=11	76.1% n=35
Graduate Student (3) 1.67	33.3% n=1	66.7% n=2
Decline to answer (2) 2	0% n=0	100% n=2

**b. Family member**

		Yes	No
Your Overall (133)	1.95	5.3% n=7	94.7% n=126
0-30 credits (Freshman) (16)	1.94	6.3% n=1	93.8% n=15
30-60 credits (Sophomore) (27)	2	0% n=0	100% n=27
60-90 credits (Junior) (40)	1.93	7.5% n=3	92.5% n=37
90-120 credits (Senior) (45)	1.96	4.4% n=2	95.6% n=43
Graduate Student (3)	1.67	33.3% n=1	66.7% n=2
Decline to answer (2)	2	0% n=0	100% n=2

**c. Acquaintance**

	Yes	No
Your Overall (134) 1.81	18.7% n=25	81.3% n=109
0-30 credits (Freshman) (16) 1.69	31.3% n=5	68.8% n=11
30-60 credits (Sophomore) (27) 1.74	25.9% n=7	74.1% n=20
60-90 credits (Junior) (41) 1.83	17.1% n=7	82.9% n=34
90-120 credits (Senior) (45) 1.87	13.3% n=6	86.7% n=39
Graduate Student (3) 2	0% n=0	100% n=3
Decline to answer (2) 2	0% n=0	100% n=2

**ModernThink**  
**Student Survey on Sexual Violence**  
**Metropolitan State University of Denver**  
**Incidents and Prevalence by Current Status**



**d. Coworker**

		Yes	No
Your Overall (131)	1.91	9.2% n=12	90.8% n=119
0-30 credits (Freshman) (16)	1.94	6.3% n=1	93.8% n=15
30-60 credits (Sophomore) (26)	1.88	11.5% n=3	88.5% n=23
60-90 credits (Junior) (39)	1.92	7.7% n=3	92.3% n=36
90-120 credits (Senior) (45)	1.89	11.1% n=5	88.9% n=40
Graduate Student (3)	2	0% n=0	100% n=3
Decline to answer (2)	2	0% n=0	100% n=2

**e. Employer/supervisor**

		Yes	No
Your Overall (132)	1.92	7.6% n=10	92.4% n=122
0-30 credits (Freshman) (16)	1.94	6.3% n=1	93.8% n=15
30-60 credits (Sophomore) (27)	1.93	7.4% n=2	92.6% n=25
60-90 credits (Junior) (40)	1.88	12.5% n=5	87.5% n=35
90-120 credits (Senior) (44)	1.95	4.5% n=2	95.5% n=42
Graduate Student (3)	2	0% n=0	100% n=3
Decline to answer (2)	2	0% n=0	100% n=2

**f. Professor/instructor**

		Yes	No
Your Overall (131)	1.99	0.8% n=1	99.2% n=130
0-30 credits (Freshman) (16)	2	0% n=0	100% n=16
30-60 credits (Sophomore) (27)	2	0% n=0	100% n=27
60-90 credits (Junior) (39)	2	0% n=0	100% n=39
90-120 credits (Senior) (44)	1.98	2.3% n=1	97.7% n=43
Graduate Student (3)	2	0% n=0	100% n=3
Decline to answer (2)	2	0% n=0	100% n=2

**ModernThink**  
**Student Survey on Sexual Violence**  
**Metropolitan State University of Denver**  
**Incidents and Prevalence by Current Status**

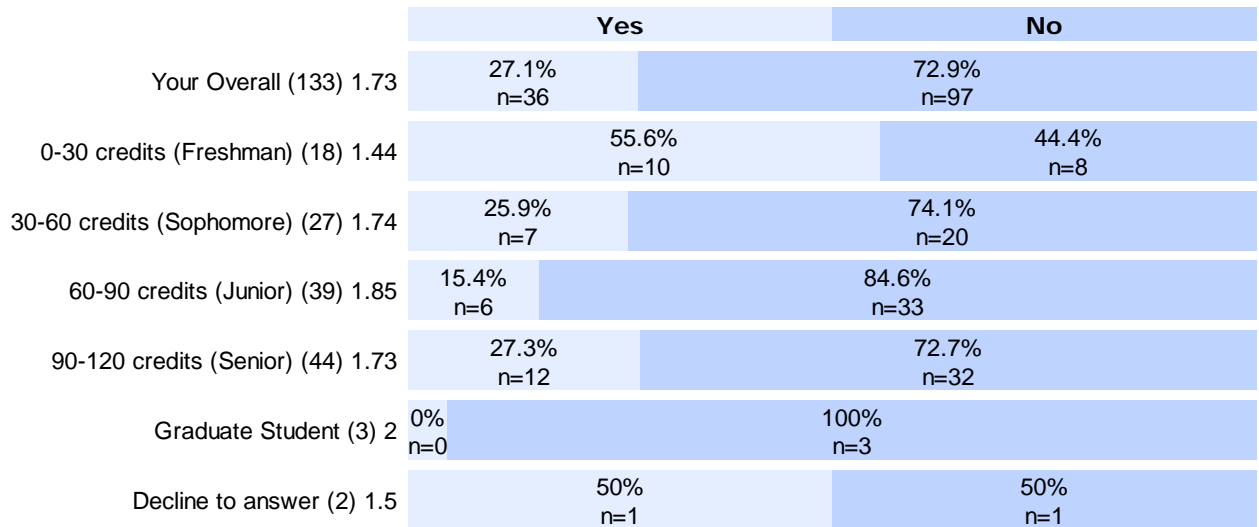


**g. University staff member**

		Yes	No
Your Overall (131)	1.98	2.3% n=3	97.7% n=128
0-30 credits (Freshman) (16)	1.94	6.3% n=1	93.8% n=15
30-60 credits (Sophomore) (27)	2	0% n=0	100% n=27
60-90 credits (Junior) (38)	2	0% n=0	100% n=38
90-120 credits (Senior) (45)	1.98	2.2% n=1	97.8% n=44
Graduate Student (3)	2	0% n=0	100% n=3
Decline to answer (2)	1.5	50% n=1	50% n=1



**h. Non-romantic friend**



**i. Casual or first date**

		Yes	No
Your Overall (130)	1.84	16.2% n=21	83.8% n=109
0-30 credits (Freshman) (16)	1.81	18.8% n=3	81.3% n=13
30-60 credits (Sophomore) (27)	1.89	11.1% n=3	88.9% n=24
60-90 credits (Junior) (38)	1.89	10.5% n=4	89.5% n=34
90-120 credits (Senior) (45)	1.78	22.2% n=10	77.8% n=35
Graduate Student (2)	2	0% n=0	100% n=2
Decline to answer (2)	1.5	50% n=1	50% n=1

**j. Current romantic partner**

	Yes	No
Your Overall (133) 1.68	31.6% n=42	68.4% n=91
0-30 credits (Freshman) (16) 1.69	31.3% n=5	68.8% n=11
30-60 credits (Sophomore) (28) 1.79	21.4% n=6	78.6% n=22
60-90 credits (Junior) (40) 1.58	42.5% n=17	57.5% n=23
90-120 credits (Senior) (44) 1.7	29.5% n=13	70.5% n=31
Graduate Student (3) 1.67	33.3% n=1	66.7% n=2
Decline to answer (2) 2	0% n=0	100% n=2

**k. Classmate**

		Yes	No
Your Overall (131)	1.94	6.1% n=8	93.9% n=123
0-30 credits (Freshman) (16)	1.94	6.3% n=1	93.8% n=15
30-60 credits (Sophomore) (27)	1.89	11.1% n=3	88.9% n=24
60-90 credits (Junior) (39)	1.95	5.1% n=2	94.9% n=37
90-120 credits (Senior) (44)	1.95	4.5% n=2	95.5% n=42
Graduate Student (3)	2	0% n=0	100% n=3
Decline to answer (2)	2	0% n=0	100% n=2

**ModernThink**  
**Student Survey on Sexual Violence**  
**Metropolitan State University of Denver**  
**Incidents and Prevalence by Current Status**



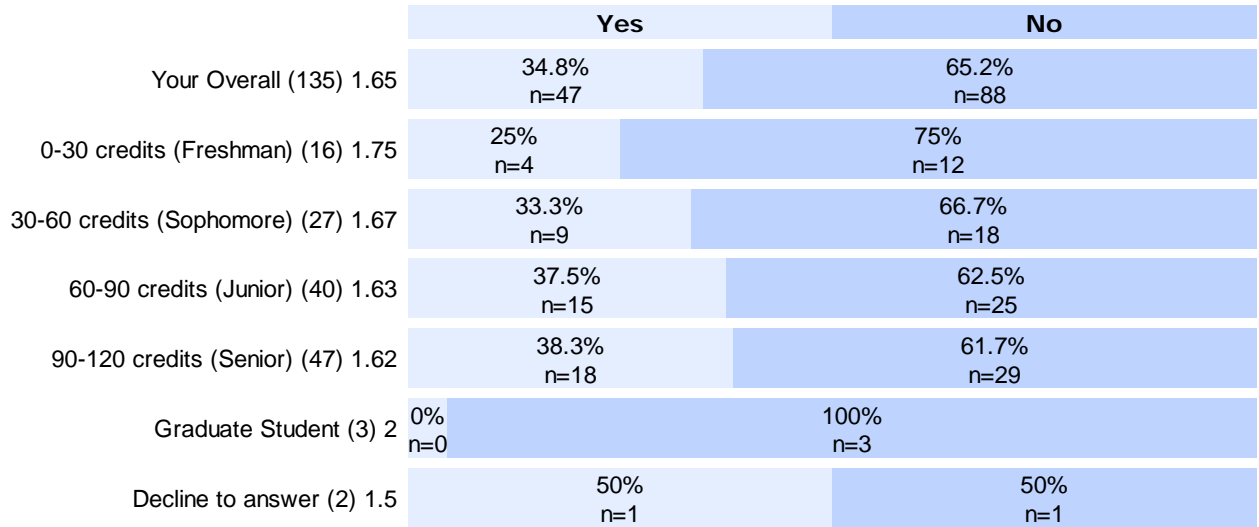
**This question only displayed to students who selected "Yes" to questions 37a or b, 38, 39a or b or 42a or b).**

**47. Where did the incident Occur?**

**a. Apartment within walking distance of campus**

		Yes	No
Your Overall (132)	1.91	9.1% n=12	90.9% n=120
0-30 credits (Freshman) (16)	1.81	18.8% n=3	81.3% n=13
30-60 credits (Sophomore) (25)	1.92	8% n=2	92% n=23
60-90 credits (Junior) (40)	1.93	7.5% n=3	92.5% n=37
90-120 credits (Senior) (46)	1.91	8.7% n=4	91.3% n=42
Graduate Student (3)	2	0% n=0	100% n=3
Decline to answer (2)	2	0% n=0	100% n=2

**b. Apartment within driving distance of campus**



**c. Home, Condo or Apartment that you own**

	Yes	No
Your Overall (134) 1.9	10.4% n=14	89.6% n=120
0-30 credits (Freshman) (16) 1.75	25% n=4	75% n=12
30-60 credits (Sophomore) (26) 1.88	11.5% n=3	88.5% n=23
60-90 credits (Junior) (40) 1.95	5% n=2	95% n=38
90-120 credits (Senior) (47) 1.91	8.5% n=4	91.5% n=43
Graduate Student (3) 1.67	33.3% n=1	66.7% n=2
Decline to answer (2) 2	0% n=0	100% n=2

**d. Parent/Family Home**

		Yes	No
Your Overall (137)	1.85	15.3% n=21	84.7% n=116
0-30 credits (Freshman) (16)	1.81	18.8% n=3	81.3% n=13
30-60 credits (Sophomore) (26)	1.81	19.2% n=5	80.8% n=21
60-90 credits (Junior) (43)	1.81	18.6% n=8	81.4% n=35
90-120 credits (Senior) (47)	1.89	10.6% n=5	89.4% n=42
Graduate Student (3)	2	0% n=0	100% n=3
Decline to answer (2)	2	0% n=0	100% n=2



**e. University vehicle**

	Yes	No
Your Overall (131) 2	0% n=0	100% n=131
0-30 credits (Freshman) (16) 2	0% n=0	100% n=16
30-60 credits (Sophomore) (25) 2	0% n=0	100% n=25
60-90 credits (Junior) (40) 2	0% n=0	100% n=40
90-120 credits (Senior) (45) 2	0% n=0	100% n=45
Graduate Student (3) 2	0% n=0	100% n=3
Decline to answer (2) 2	0% n=0	100% n=2

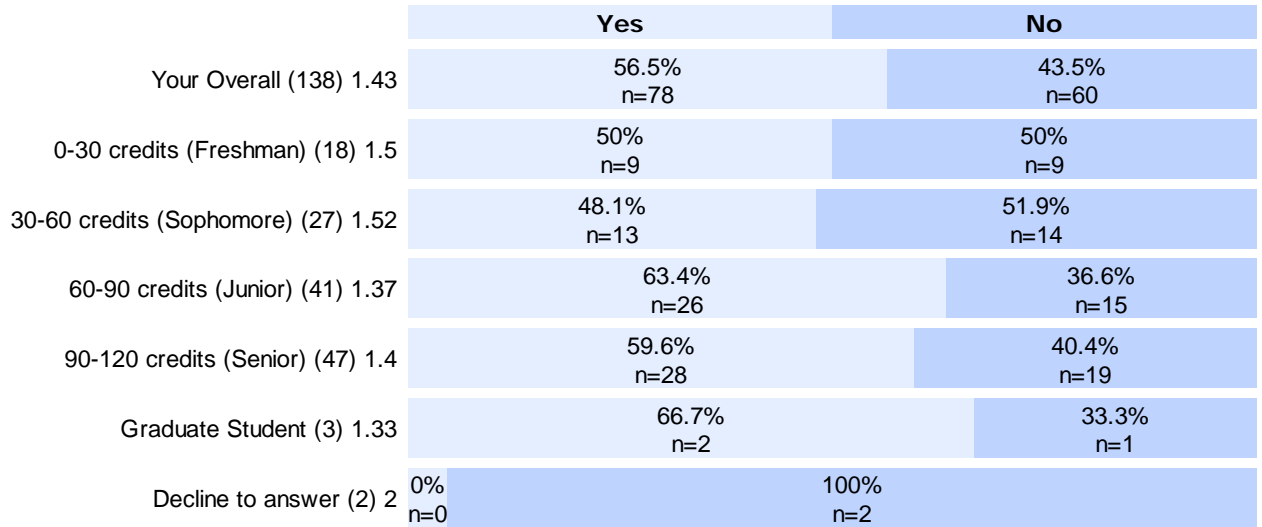
**f. University Building**

		Yes	No
Your Overall (132)	1.93	6.8% n=9	93.2% n=123
0-30 credits (Freshman) (16)	1.81	18.8% n=3	81.3% n=13
30-60 credits (Sophomore) (25)	1.96	4% n=1	96% n=24
60-90 credits (Junior) (40)	1.98	2.5% n=1	97.5% n=39
90-120 credits (Senior) (46)	1.91	8.7% n=4	91.3% n=42
Graduate Student (3)	2	0% n=0	100% n=3
Decline to answer (2)	2	0% n=0	100% n=2

**g. University Grounds**

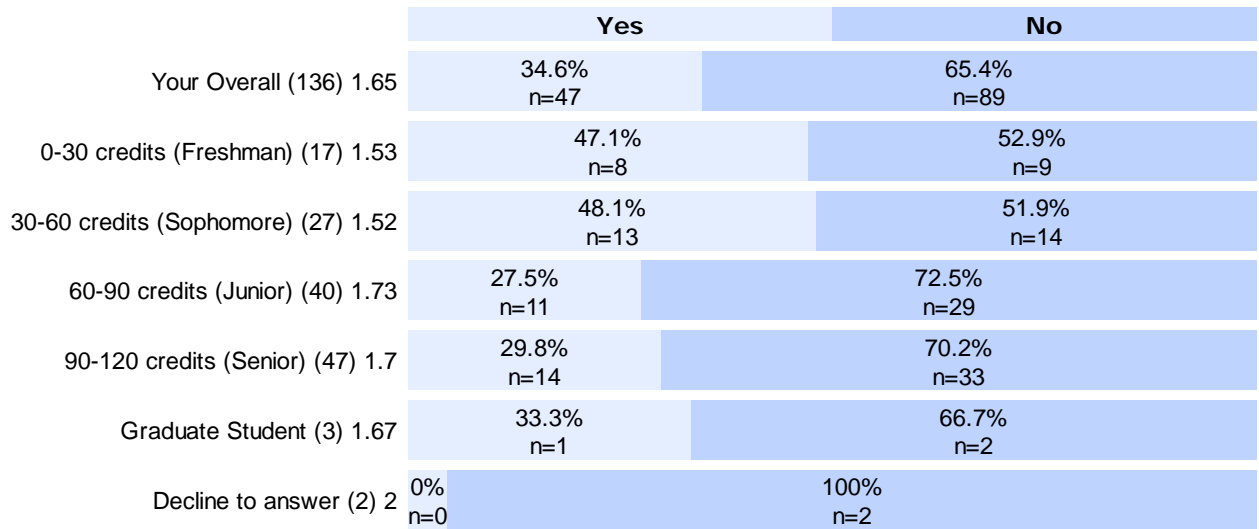
		Yes	No
Your Overall (132) 1.92	7.6% n=10		92.4% n=122
0-30 credits (Freshman) (16) 1.81	18.8% n=3		81.3% n=13
30-60 credits (Sophomore) (25) 1.92	8% n=2		92% n=23
60-90 credits (Junior) (40) 1.98	2.5% n=1		97.5% n=39
90-120 credits (Senior) (46) 1.93	6.5% n=3		93.5% n=43
Graduate Student (3) 2	0% n=0		100% n=3
Decline to answer (2) 1.5		50% n=1	50% n=1

**h. Other Location**



**48. Who did you tell about the incident?**

**a. No one**



**ModernThink**  
**Student Survey on Sexual Violence**  
**Metropolitan State University of Denver**  
**Incidents and Prevalence by Current Status**



**b. Roommate**

	Yes	No
Your Overall (92) 1.84	16.3% n=15	83.7% n=77
0-30 credits (Freshman) (10) 1.9	10% n=1	90% n=9
30-60 credits (Sophomore) (15) 1.87	13.3% n=2	86.7% n=13
60-90 credits (Junior) (30) 1.83	16.7% n=5	83.3% n=25
90-120 credits (Senior) (33) 1.82	18.2% n=6	81.8% n=27
Graduate Student (2) 2	0% n=0	100% n=2
Decline to answer (2) 1.5	50% n=1	50% n=1

**c. Close friend other than roommate**

	Yes	No
Your Overall (98) 1.28	72.4% n=71	27.6% n=27
0-30 credits (Freshman) (10) 1.3	70% n=7	30% n=3
30-60 credits (Sophomore) (17) 1.18	82.4% n=14	17.6% n=3
60-90 credits (Junior) (32) 1.28	71.9% n=23	28.1% n=9
90-120 credits (Senior) (35) 1.29	71.4% n=25	28.6% n=10
Graduate Student (2) 1.5	50% n=1	50% n=1
Decline to answer (2) 1.5	50% n=1	50% n=1

**d. Parent or guardian**

	Yes	No
Your Overall (95) 1.73	27.4% n=26	72.6% n=69
0-30 credits (Freshman) (10) 1.8	20% n=2	80% n=8
30-60 credits (Sophomore) (15) 1.87	13.3% n=2	86.7% n=13
60-90 credits (Junior) (32) 1.59	40.6% n=13	59.4% n=19
90-120 credits (Senior) (34) 1.76	23.5% n=8	76.5% n=26
Graduate Student (2) 2	0% n=0	100% n=2
Decline to answer (2) 1.5	50% n=1	50% n=1



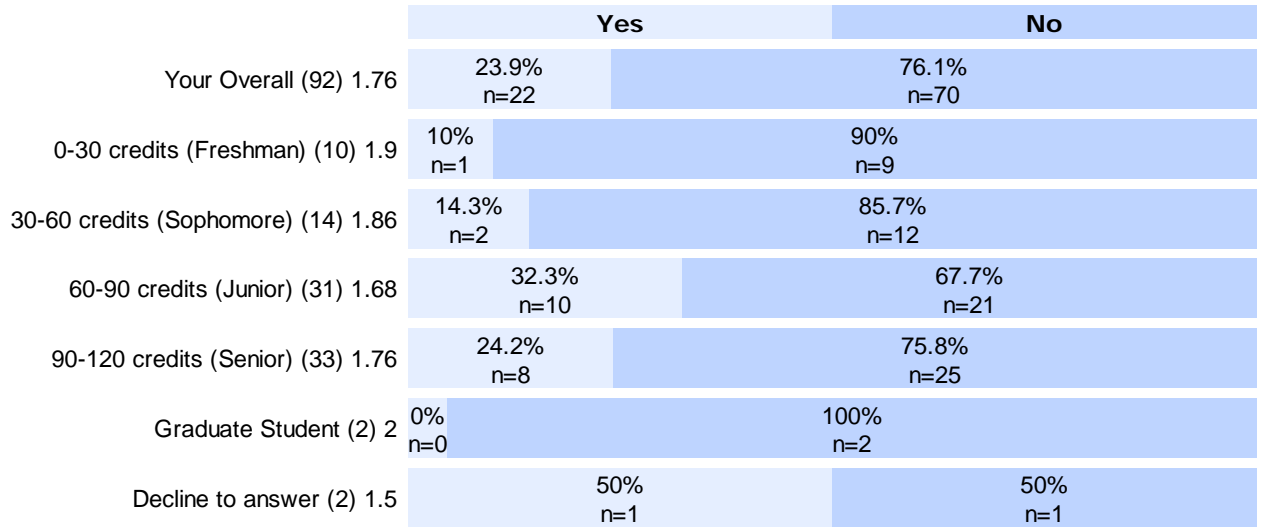
**e. Other family member**

	Yes	No
Your Overall (91) 1.76	24.2% n=22	75.8% n=69
0-30 credits (Freshman) (10) 2	0% n=0	100% n=10
30-60 credits (Sophomore) (15) 1.8	20% n=3	80% n=12
60-90 credits (Junior) (30) 1.7	30% n=9	70% n=21
90-120 credits (Senior) (32) 1.72	28.1% n=9	71.9% n=23
Graduate Student (2) 2	0% n=0	100% n=2
Decline to answer (2) 1.5	50% n=1	50% n=1

**ModernThink**  
**Student Survey on Sexual Violence**  
**Metropolitan State University of Denver**  
**Incidents and Prevalence by Current Status**



**f. Counselor**



**g. Faculty**

		Yes	No
Your Overall (90)	1.93	6.7% n=6	93.3% n=84
0-30 credits (Freshman) (10)	2	0% n=0	100% n=10
30-60 credits (Sophomore) (14)	2	0% n=0	100% n=14
60-90 credits (Junior) (29)	1.93	6.9% n=2	93.1% n=27
90-120 credits (Senior) (33)	1.91	9.1% n=3	90.9% n=30
Graduate Student (2)	2	0% n=0	100% n=2
Decline to answer (2)	1.5	50% n=1	50% n=1

**ModernThink**  
**Student Survey on Sexual Violence**  
**Metropolitan State University of Denver**  
**Incidents and Prevalence by Current Status**



**h. Staff**

		Yes	No
Your Overall (90)	1.97	3.3% n=3	96.7% n=87
0-30 credits (Freshman) (10)	2	0% n=0	100% n=10
30-60 credits (Sophomore) (14)	2	0% n=0	100% n=14
60-90 credits (Junior) (29)	1.97	3.4% n=1	96.6% n=28
90-120 credits (Senior) (33)	1.97	3% n=1	97% n=32
Graduate Student (2)	2	0% n=0	100% n=2
Decline to answer (2)	1.5	50% n=1	50% n=1

**i. Residence hall staff**

		Yes	No
Your Overall (90)	2	0% n=0	100% n=90
0-30 credits (Freshman) (10)	2	0% n=0	100% n=10
30-60 credits (Sophomore) (14)	2	0% n=0	100% n=14
60-90 credits (Junior) (29)	2	0% n=0	100% n=29
90-120 credits (Senior) (33)	2	0% n=0	100% n=33
Graduate Student (2)	2	0% n=0	100% n=2
Decline to answer (2)	2	0% n=0	100% n=2

**j. University confidential hotline**

		Yes	No
Your Overall (90)	1.98	2.2% n=2	97.8% n=88
0-30 credits (Freshman) (10)	2	0% n=0	100% n=10
30-60 credits (Sophomore) (14)	2	0% n=0	100% n=14
60-90 credits (Junior) (29)	1.97	3.4% n=1	96.6% n=28
90-120 credits (Senior) (33)	1.97	3% n=1	97% n=32
Graduate Student (2)	2	0% n=0	100% n=2
Decline to answer (2)	2	0% n=0	100% n=2

**k. National confidential hotline**

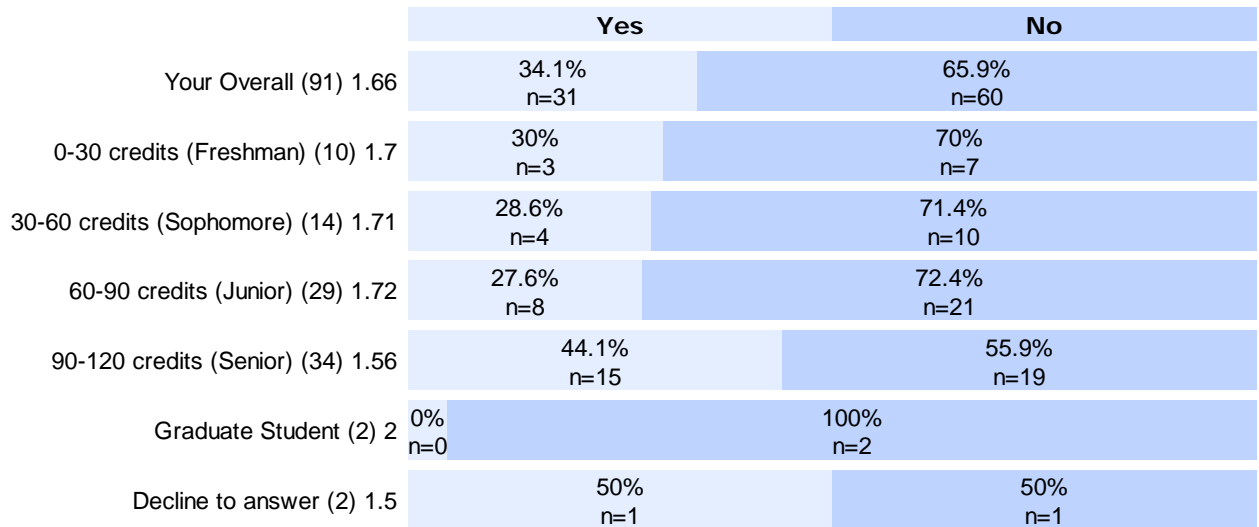
		Yes	No
Your Overall (88)	1.99	1.1% n=1	98.9% n=87
0-30 credits (Freshman) (10)	2	0% n=0	100% n=10
30-60 credits (Sophomore) (14)	2	0% n=0	100% n=14
60-90 credits (Junior) (27)	2	0% n=0	100% n=27
90-120 credits (Senior) (33)	1.97	3% n=1	97% n=32
Graduate Student (2)	2	0% n=0	100% n=2
Decline to answer (2)	2	0% n=0	100% n=2

**I. Police**

	Yes	No
Your Overall (92) 1.87	13% n=12	87% n=80
0-30 credits (Freshman) (10) 2	0% n=0	100% n=10
30-60 credits (Sophomore) (14) 1.86	14.3% n=2	85.7% n=12
60-90 credits (Junior) (30) 1.83	16.7% n=5	83.3% n=25
90-120 credits (Senior) (34) 1.85	14.7% n=5	85.3% n=29
Graduate Student (2) 2	0% n=0	100% n=2
Decline to answer (2) 2	0% n=0	100% n=2



**m. Romantic partner**



**n. Campus sexual assault advocate**

		Yes	No
Your Overall (90)	1.94	5.6% n=5	94.4% n=85
0-30 credits (Freshman) (10)	2	0% n=0	100% n=10
30-60 credits (Sophomore) (14)	2	0% n=0	100% n=14
60-90 credits (Junior) (29)	1.97	3.4% n=1	96.6% n=28
90-120 credits (Senior) (33)	1.91	9.1% n=3	90.9% n=30
Graduate Student (2)	2	0% n=0	100% n=2
Decline to answer (2)	1.5	50% n=1	50% n=1

**ModernThink**  
**Student Survey on Sexual Violence**  
**Metropolitan State University of Denver**  
**Incidents and Prevalence by Current Status**



**o. Other**

	Yes	No
Your Overall (91) 1.79	20.9% n=19	79.1% n=72
0-30 credits (Freshman) (11) 1.82	18.2% n=2	81.8% n=9
30-60 credits (Sophomore) (15) 1.87	13.3% n=2	86.7% n=13
60-90 credits (Junior) (29) 1.83	17.2% n=5	82.8% n=24
90-120 credits (Senior) (32) 1.69	31.3% n=10	68.8% n=22
Graduate Student (2) 2	0% n=0	100% n=2
Decline to answer (2) 2	0% n=0	100% n=2

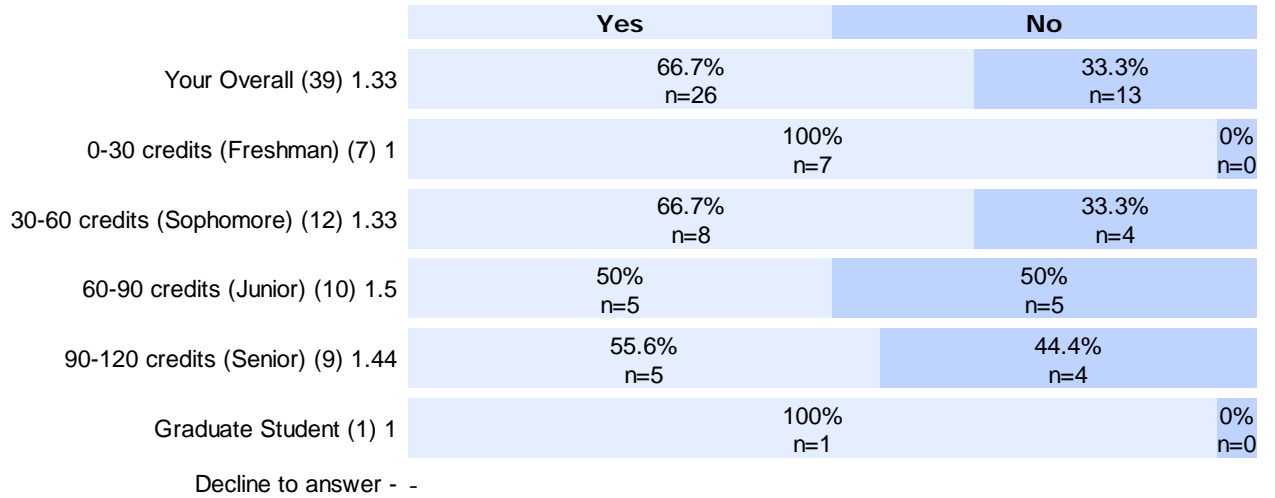
**ModernThink**  
**Student Survey on Sexual Violence**  
**Metropolitan State University of Denver**  
**Incidents and Prevalence by Current Status**



**This question only displayed to students who selected "yes" to question 48a (No one).**

**49. Why did you choose not to tell anyone?**

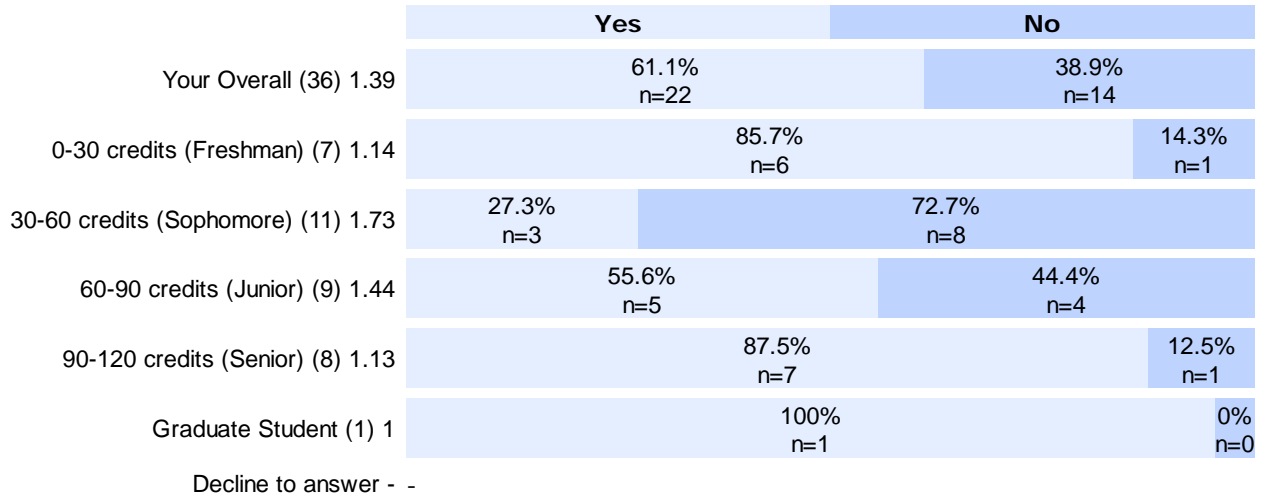
**a. It was not important enough to report.**



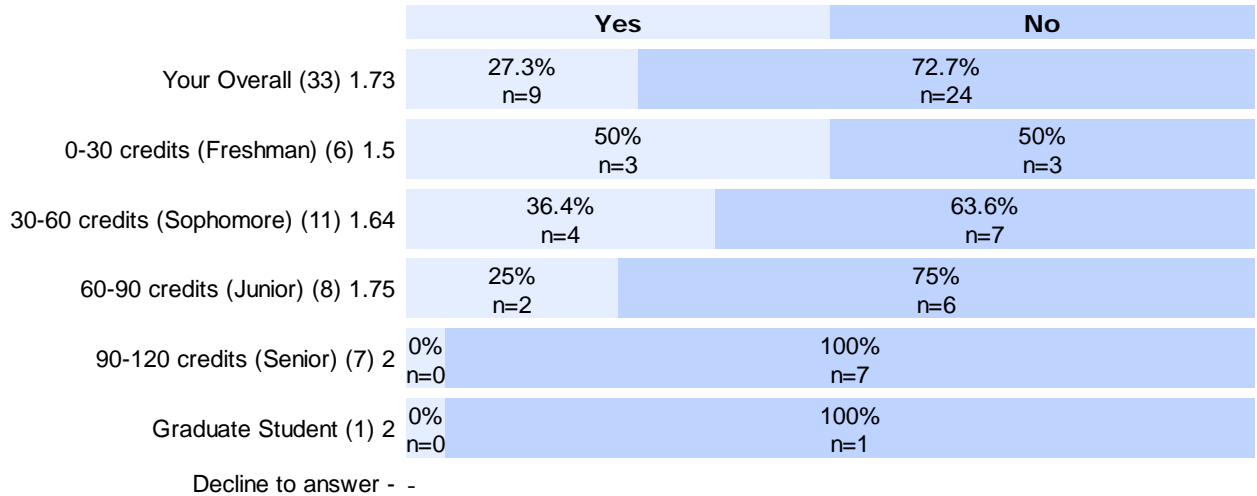
**ModernThink**  
**Student Survey on Sexual Violence**  
**Metropolitan State University of Denver**  
**Incidents and Prevalence by Current Status**



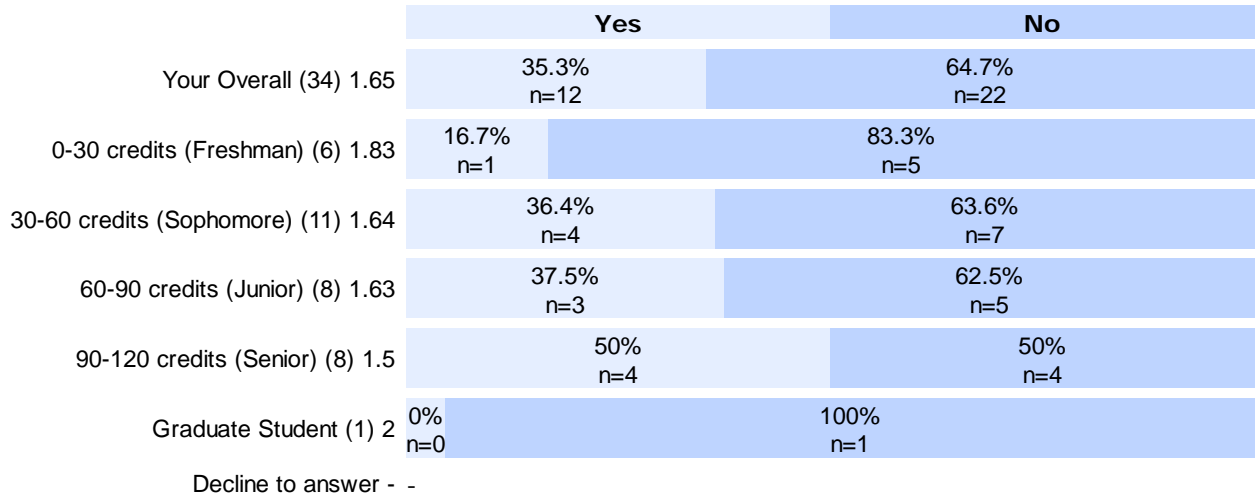
**b. I handled it myself.**



**c. I thought I would be labeled a troublemaker.**



**d. I thought nothing would be done.**



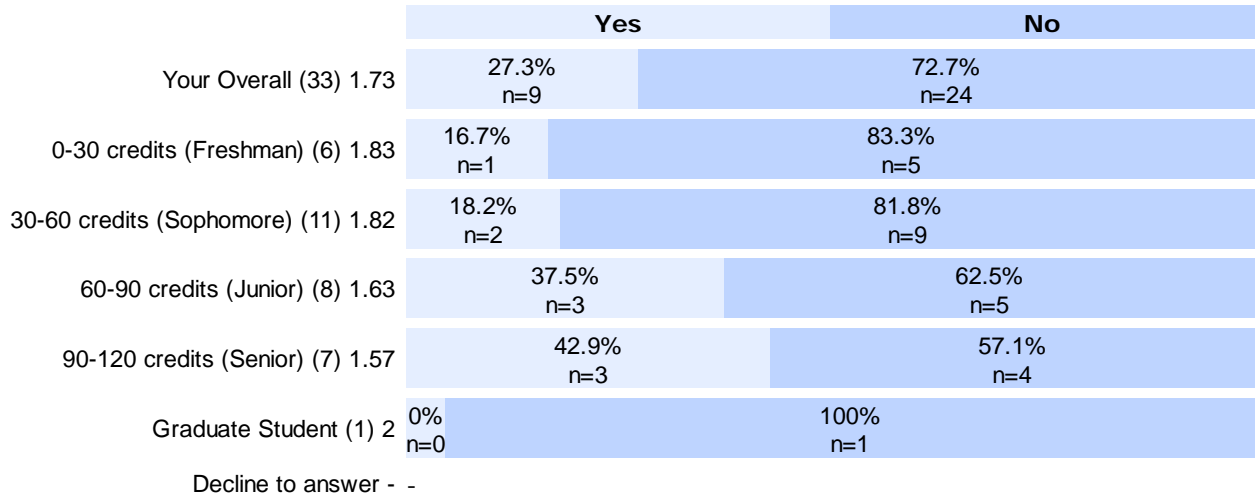
**e. Threatened with some sort of retaliation.**

		Yes	No
Your Overall (33)	1.97	3% n=1	97% n=32
0-30 credits (Freshman) (6)	2	0% n=0	100% n=6
30-60 credits (Sophomore) (11)	1.91	9.1% n=1	90.9% n=10
60-90 credits (Junior) (8)	2	0% n=0	100% n=8
90-120 credits (Senior) (7)	2	0% n=0	100% n=7
Graduate Student (1)	2	0% n=0	100% n=1

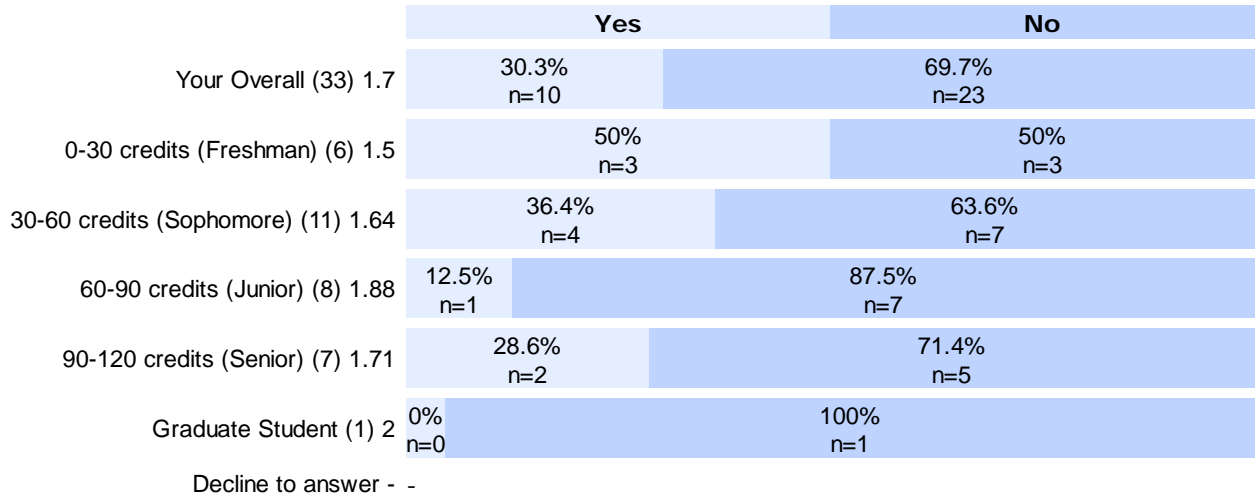
Decline to answer - -



**f. Not threatened with retaliation, but feared some form of retaliation.**



**g. Feared ostracism, harassment or ridicule by peers.**

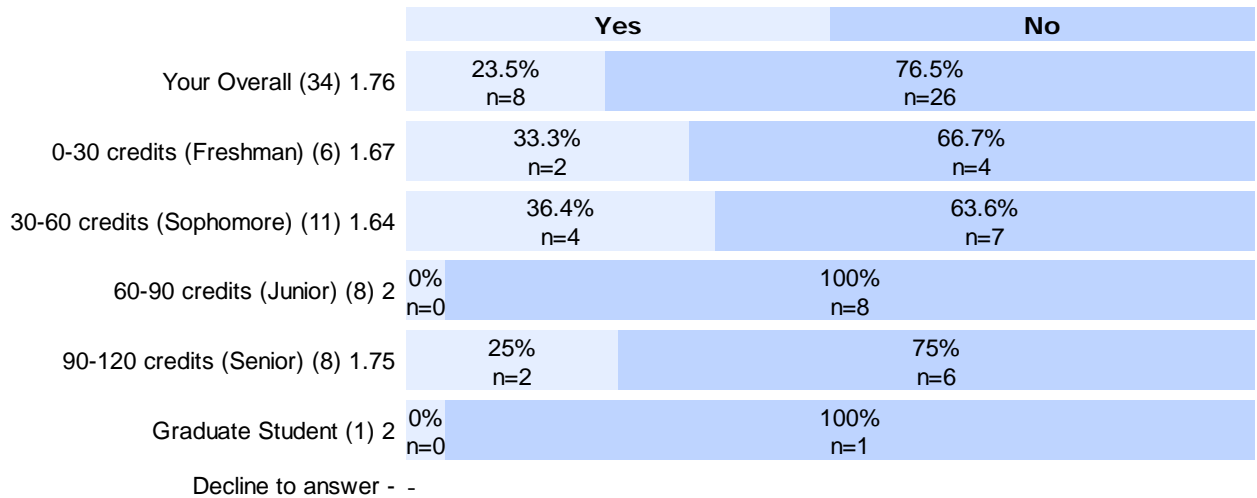


**h. Feared loss of friends.**

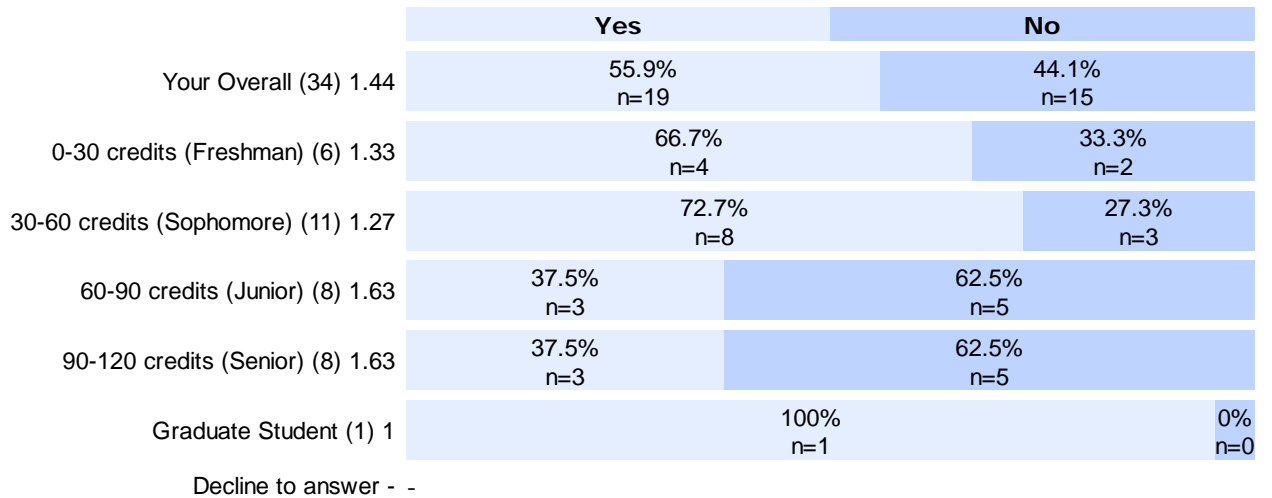
	Yes	No
Your Overall (32) 1.72	28.1% n=9	71.9% n=23
0-30 credits (Freshman) (6) 1.33	66.7% n=4	33.3% n=2
30-60 credits (Sophomore) (10) 1.7	30% n=3	70% n=7
60-90 credits (Junior) (8) 1.88	12.5% n=1	87.5% n=7
90-120 credits (Senior) (7) 1.86	14.3% n=1	85.7% n=6
Graduate Student (1) 2	0% n=0	100% n=1

Decline to answer - -

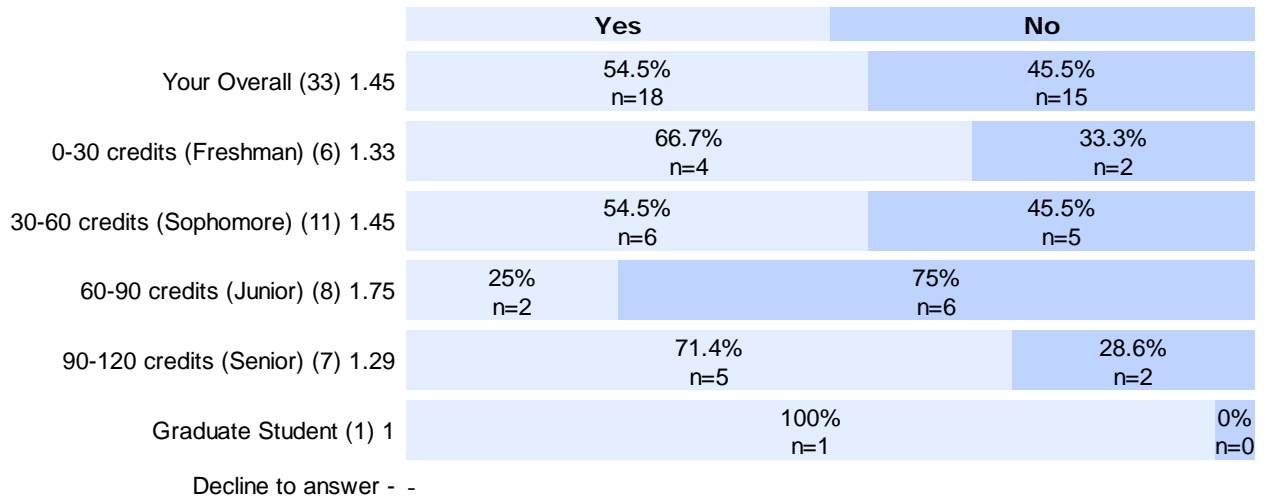
**i. Feared I or others would be punished for infractions/violations.**



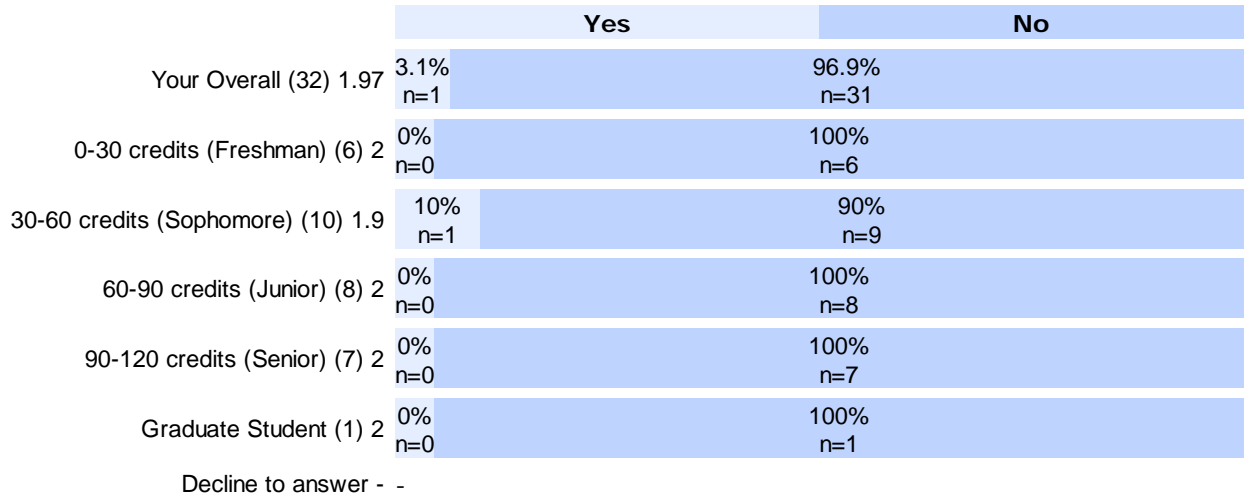
**j. I did not want people gossiping about the incident.**



**k. I did not want my parents/family to find out.**



**I. Pressured by someone in a position of authority.**



**m. I did not want my boyfriend/girlfriend to find out.**

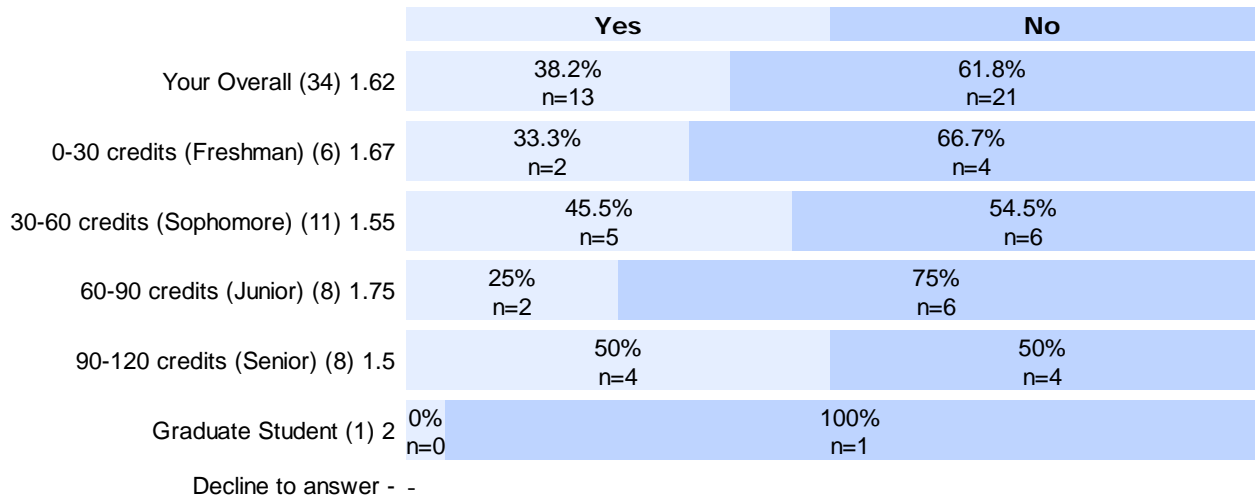
	Yes	No
Your Overall (35) 1.83	17.1% n=6	82.9% n=29
0-30 credits (Freshman) (6) 1.83	16.7% n=1	83.3% n=5
30-60 credits (Sophomore) (11) 1.82	18.2% n=2	81.8% n=9
60-90 credits (Junior) (9) 1.89	11.1% n=1	88.9% n=8
90-120 credits (Senior) (8) 1.75	25% n=2	75% n=6
Graduate Student (1) 2	0% n=0	100% n=1
Decline to answer - -		



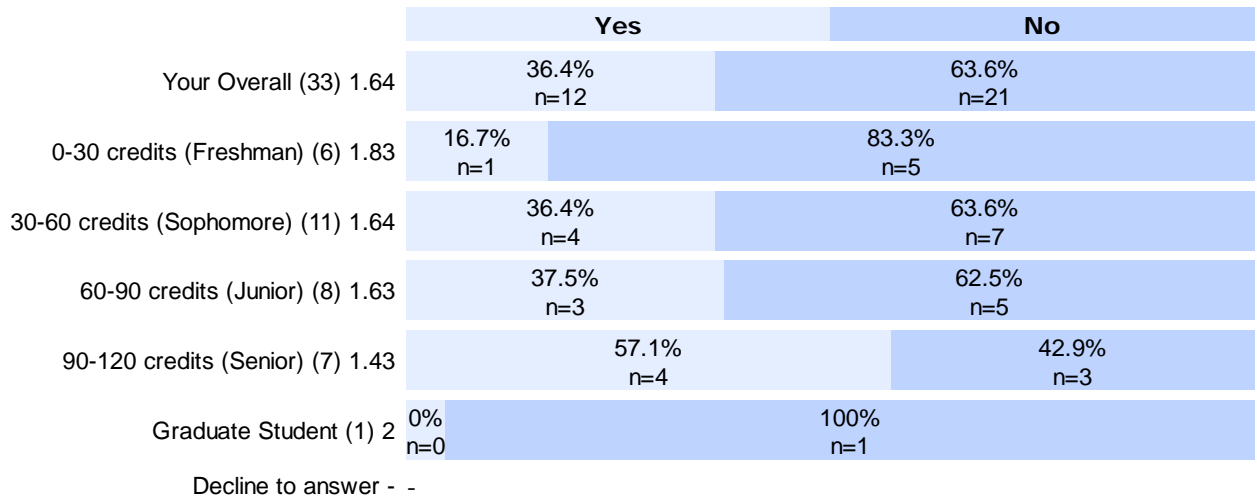
**n. Shame/embarrassment.**

	Yes	No
Your Overall (34) 1.29	70.6% n=24	29.4% n=10
0-30 credits (Freshman) (6) 1.33	66.7% n=4	33.3% n=2
30-60 credits (Sophomore) (11) 1.36	63.6% n=7	36.4% n=4
60-90 credits (Junior) (8) 1.5	50% n=4	50% n=4
90-120 credits (Senior) (8) 1	100% n=8	0% n=0
Graduate Student (1) 1	100% n=1	0% n=0
Decline to answer - -		

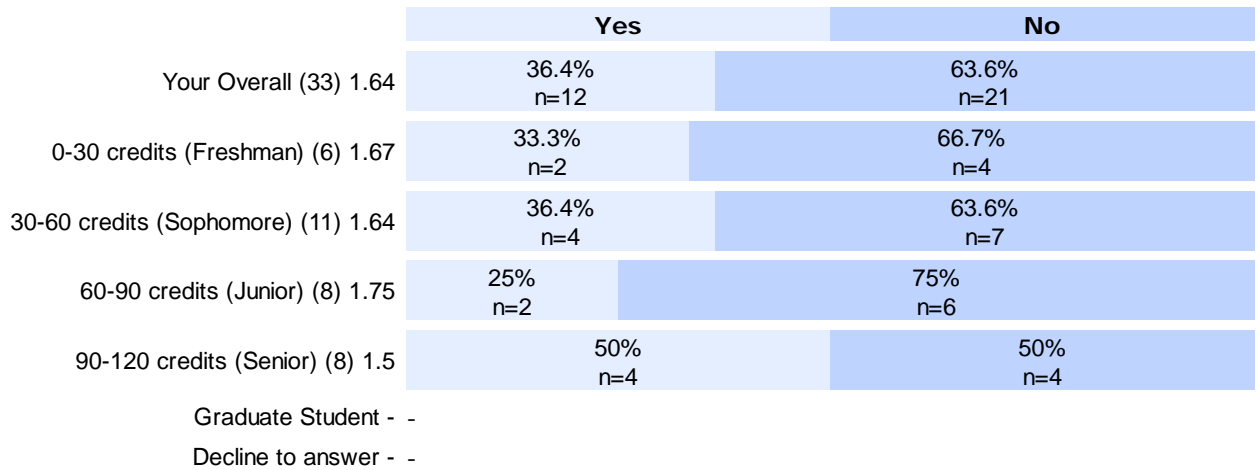
**o. Feared other repercussions.**



**p. I thought people would not believe me.**



**q. Not aware of reporting procedures.**



**r. I thought I could deal with it myself.**

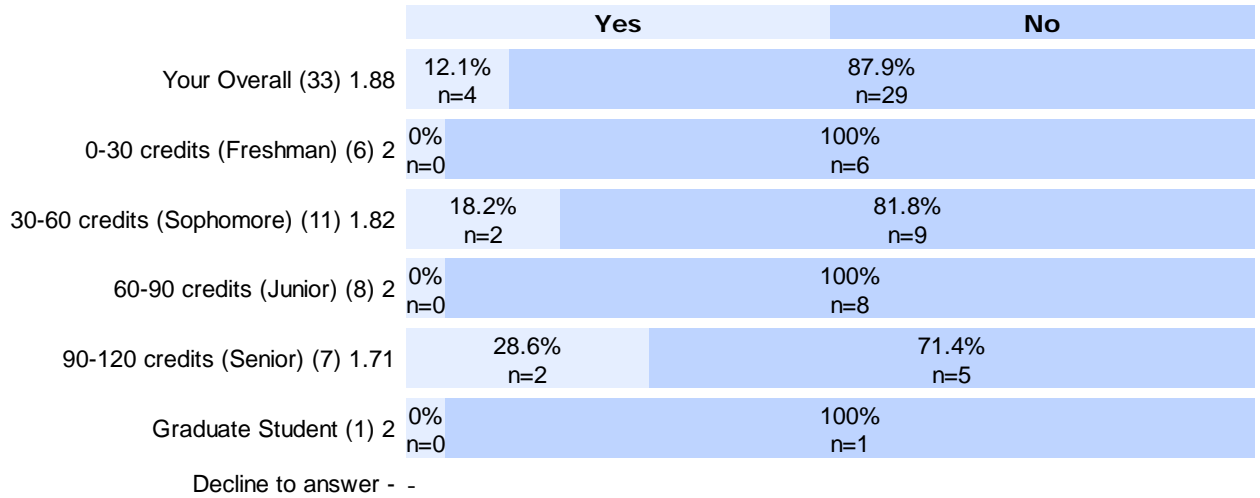
	Yes	No
Your Overall (35) 1.34	65.7% n=23	34.3% n=12
0-30 credits (Freshman) (6) 1.33	66.7% n=4	33.3% n=2
30-60 credits (Sophomore) (11) 1.64	36.4% n=4	63.6% n=7
60-90 credits (Junior) (8) 1.13	87.5% n=7	12.5% n=1
90-120 credits (Senior) (9) 1.22	77.8% n=7	22.2% n=2
Graduate Student (1) 1	100% n=1	0% n=0

Decline to answer - -

**ModernThink**  
**Student Survey on Sexual Violence**  
**Metropolitan State University of Denver**  
**Incidents and Prevalence by Current Status**



**s. I wanted to fit in.**



**t. I thought I would be blamed for the assault.**

