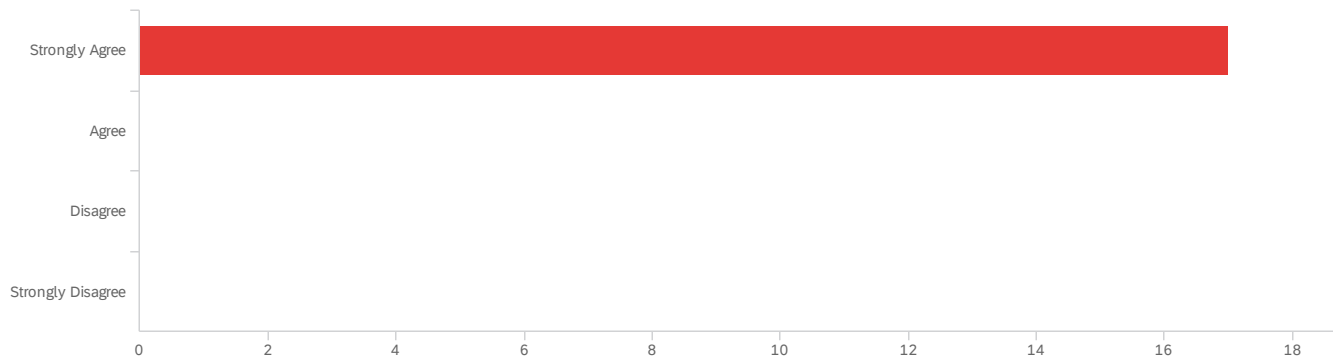


Default Report

Task Force Pulse

February 2, 2021 9:15 AM MST

Q1 - I believe data-informed decision-making is important to MSU Denver in performing its mission.*



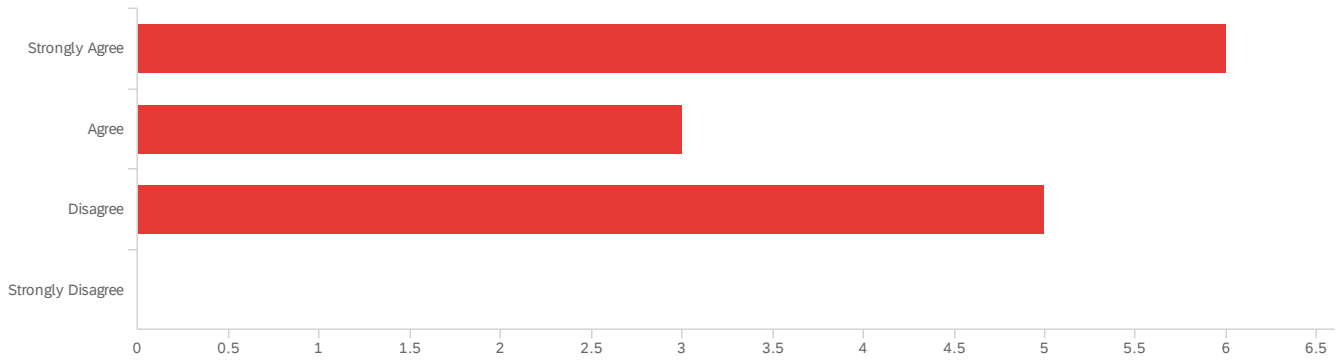
#	Field	Minimum	Maximum	Mean	Std Deviation	Variance	Count
1	I believe data-informed decision-making is important to MSU Denver in performing its mission.*	1.00	1.00	1.00	0.00	0.00	17

#	Field	Choice Count
1	Strongly Agree	100.00% 17
2	Agree	0.00% 0
3	Disagree	0.00% 0
4	Strongly Disagree	0.00% 0

17

Showing rows 1 - 5 of 5

Q2 - I have confidence that university data can be relied on to inform critical decision-making.*



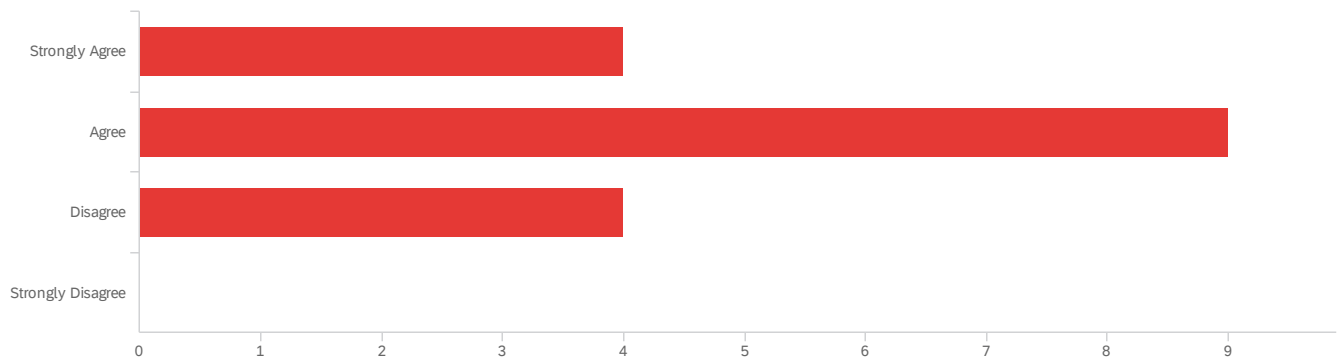
#	Field	Minimum	Maximum	Mean	Std Deviation	Variance	Count
1	I have confidence that university data can be relied on to inform critical decision-making.*	1.00	3.00	1.93	0.88	0.78	14

#	Field	Choice Count
1	Strongly Agree	42.86% 6
2	Agree	21.43% 3
3	Disagree	35.71% 5
4	Strongly Disagree	0.00% 0

14

Showing rows 1 - 5 of 5

Q3 - I have a clear understanding of what is meant by “university data.”*



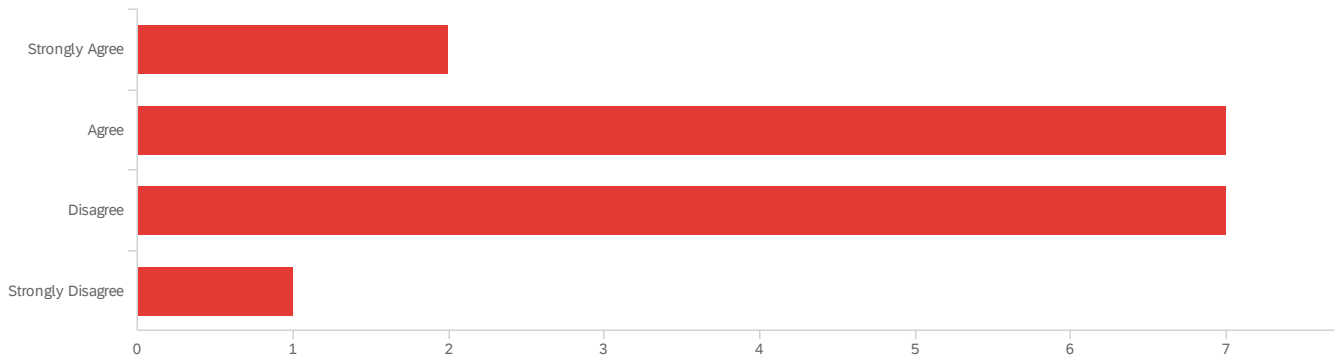
#	Field	Minimum	Maximum	Mean	Std Deviation	Variance	Count
1	I have a clear understanding of what is meant by “university data.”*	1.00	3.00	2.00	0.69	0.47	17

#	Field	Choice Count
1	Strongly Agree	23.53% 4
2	Agree	52.94% 9
3	Disagree	23.53% 4
4	Strongly Disagree	0.00% 0

17

Showing rows 1 - 5 of 5

Q4 - The data I have access to meets my needs in performing my job.*



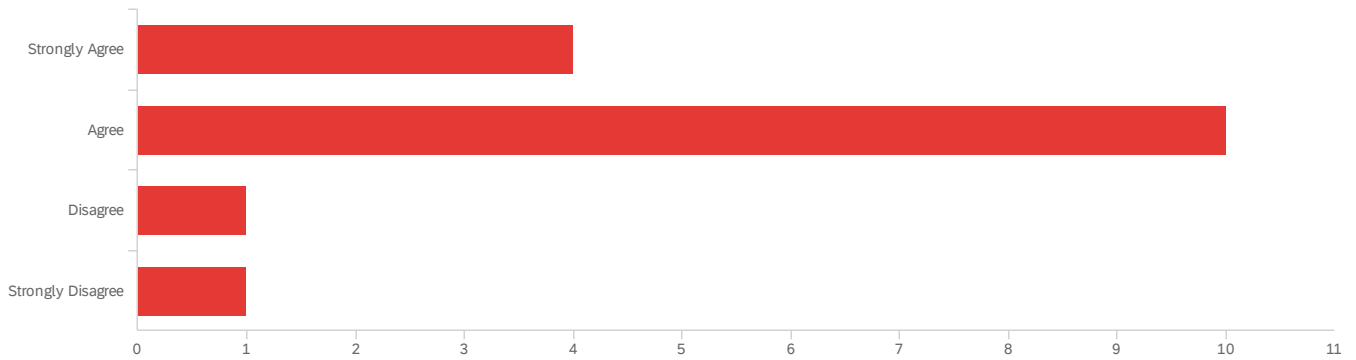
#	Field	Minimum	Maximum	Mean	Std Deviation	Variance	Count
1	The data I have access to meets my needs in performing my job.*	1.00	4.00	2.41	0.77	0.60	17

#	Field	Choice Count
1	Strongly Agree	11.76% 2
2	Agree	41.18% 7
3	Disagree	41.18% 7
4	Strongly Disagree	5.88% 1

17

Showing rows 1 - 5 of 5

Q5 - I'm proud of how well my office uses academic, student, and administrative data.*



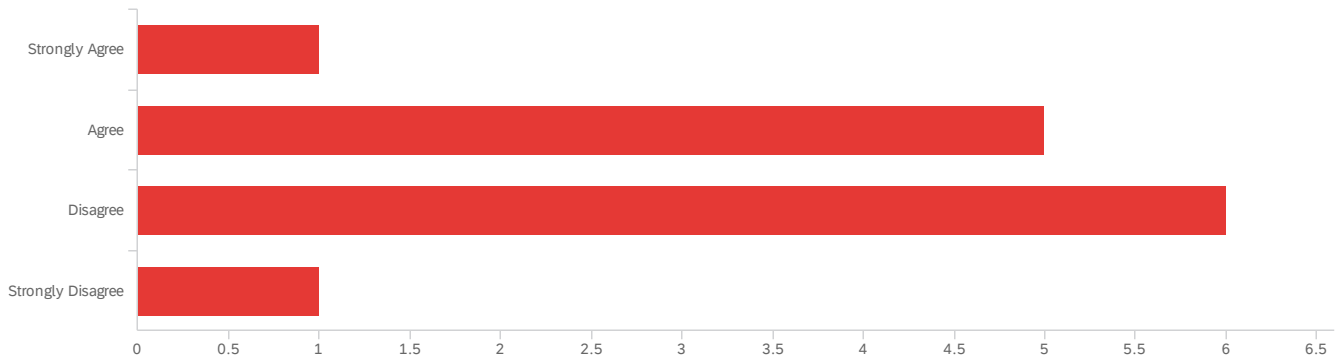
#	Field	Minimum	Maximum	Mean	Std Deviation	Variance	Count
1	I'm proud of how well my office uses academic, student, and administrative data.*	1.00	4.00	1.94	0.75	0.56	16

#	Field	Choice Count
1	Strongly Agree	25.00% 4
2	Agree	62.50% 10
3	Disagree	6.25% 1
4	Strongly Disagree	6.25% 1

16

Showing rows 1 - 5 of 5

Q6 - I trust other offices' data and reporting as much as I trust my own.*



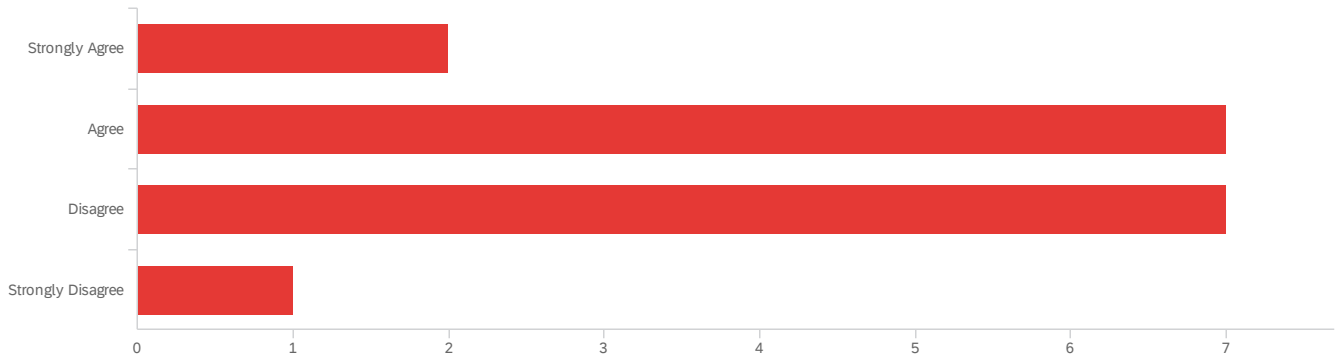
#	Field	Minimum	Maximum	Mean	Std Deviation	Variance	Count
1	I trust other offices' data and reporting as much as I trust my own.*	1.00	4.00	2.54	0.75	0.56	13

#	Field	Choice Count
1	Strongly Agree	7.69% 1
2	Agree	38.46% 5
3	Disagree	46.15% 6
4	Strongly Disagree	7.69% 1

13

Showing rows 1 - 5 of 5

Q7 - When I need university data, reports, analyses, or facts beyond what I regularly use, I know exactly where to go to get them.*



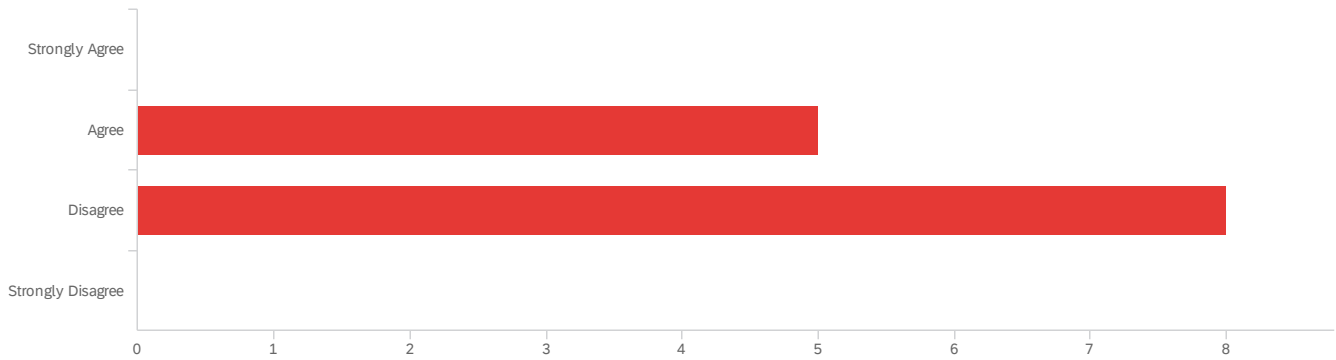
#	Field	Minimum	Maximum	Mean	Std Deviation	Variance	Count
1	When I need university data, reports, analyses, or facts beyond what I regularly use, I know exactly where to go to get them.*	1.00	4.00	2.41	0.77	0.60	17

#	Field	Choice Count
1	Strongly Agree	11.76% 2
2	Agree	41.18% 7
3	Disagree	41.18% 7
4	Strongly Disagree	5.88% 1

17

Showing rows 1 - 5 of 5

Q8 - I think we generally use data well at MSU Denver.*



#	Field	Minimum	Maximum	Mean	Std Deviation	Variance	Count
1	I think we generally use data well at MSU Denver.*	2.00	3.00	2.62	0.49	0.24	13

#	Field	Choice Count
1	Strongly Agree	0.00% 0
2	Agree	38.46% 5
3	Disagree	61.54% 8
4	Strongly Disagree	0.00% 0

13

Showing rows 1 - 5 of 5

Q9 - (Optional) Is there anything else you'd like to add? Please be aware of any detail you include in your free-form response which could be self-identifying. Text entered here will be included in survey results shared to the DI/KM Task Force members.

(Optional) Is there anything else you'd like to add? Please be aware of any...

Generally, I believe our institution is utilizing the data that we have well. However, there needs to be discussions of standardizing university data so that we all are using the same set of institutional reports to benchmark ourselves.

I have confidence that academic data can/should be used to make critical decision-making. I do not have confidence in the current state of university data for critical decision-making.

I hope we have the competencies in this group to effectively answer these data questions that plague our university.

We definitely need to clean up the data and utilize all of banner's data capturing capabilities.

This pulse survey was sent on 1/25/21 by Ned Hoewisch to the nineteen DI/KM Task Force Members appointed to Data Perspective Seats. Results here are the seventeen responses received as of 2/2/21, 9am. Where questions show a response count lower than 17, the difference is accrued in "Don't Know" responses.

End of Report



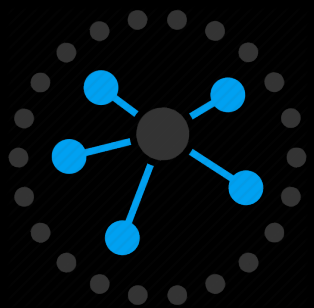
Recognize

Identify and leverage university successes in data and knowledge use



Improve

Identify, prioritize, manage, and measure data improvement projects



Recommend


Holistic data and knowledge stabilization plan recommended to executive leadership



Optimist



Pessimist



Realist



Scepticist



Physicist



Surrealist



Utopist

Nihilist

The Half

The Half-Nots

Q4 - The data I have access to meets my needs in performing my job



The Half

Q4 - The data I have access to meets my needs in performing my job

Q7 - When I need university data, reports, analyses, or facts beyond what I regularly use, I know exactly where to go to get them



The Half-Notes



The Half

Q4 - The data I have access to meets my needs in performing my job

=

Q7 - When I need university data, reports, analyses, or facts beyond what I regularly use, I know exactly where to go to get them



The Half-Notes



The Half

Q4 - The data I have access to meets my needs in performing my job
Q7 - When I need university data, reports, analyses, or facts beyond what I regularly use, I know exactly where to go to get them

≠

Q6 - I trust other offices' data and reporting as much as I trust my own.



The Half-Notes

