

	Strongly Agree	Agree	Sometimes Agree / Sometimes Disagree	Disagree	Strongly Disagree
--	----------------	-------	--------------------------------------	----------	-------------------

Average All Statements (1-53)

Your Overall (262) 3.65	23.4%	40.3%	21.5%	7.6%	7.2%
Freshman (51) 3.81	28%	42.4%	17.9%	5.6%	6.1%
Sophomore (43) 3.46	19.4%	37.6%	22.6%	10.2%	10.2%
Junior (60) 3.67	23.6%	42.9%	18.9%	6.6%	8.1%
Senior (108) 3.64	22.7%	39%	24.2%	8.1%	6%

1. I am provided sufficient support and resources from the college/university to succeed academically.

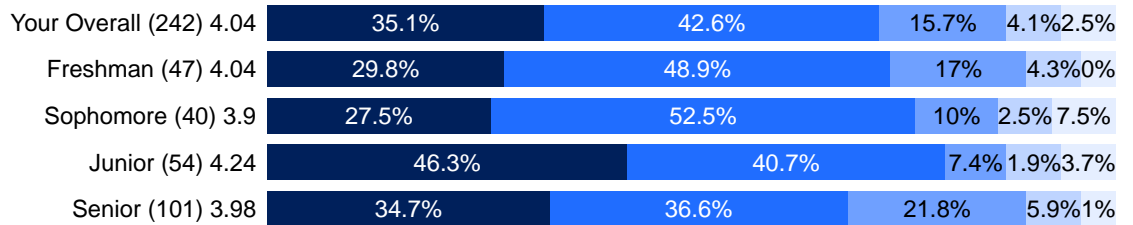
Your Overall (241) 3.78	25.3%	41.1%	24.5%	4.6%	4.6%
Freshman (47) 3.96	29.8%	42.6%	23.4%	2.1%	2.1%
Sophomore (40) 3.8	25%	47.5%	17.5%	2.5%	7.5%
Junior (53) 3.64	22.6%	41.5%	20.8%	7.5%	7.5%
Senior (101) 3.76	24.8%	37.6%	29.7%	5%	3%

2. I have regular opportunities to interact with faculty members on activities other than coursework (committees, orientation, student life, etc.)

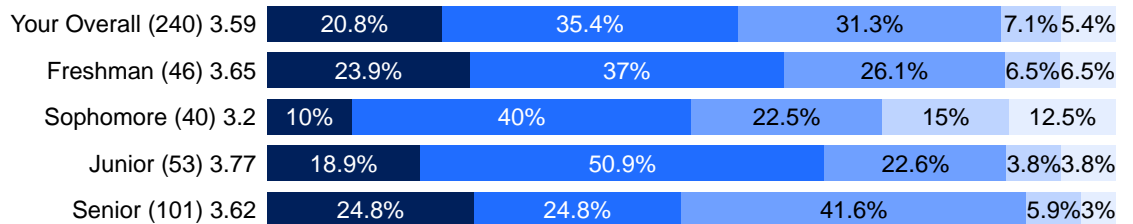
Your Overall (230) 3.5	18.7%	35.2%	28.7%	11.7%	5.7%
Freshman (46) 3.57	19.6%	28.3%	43.5%	6.5%	2.2%
Sophomore (38) 3.32	18.4%	31.6%	21.1%	21.1%	7.9%
Junior (50) 3.48	12%	46%	28%	6%	8%
Senior (96) 3.54	21.9%	34.4%	25%	13.5%	5.2%

Strongly Agree	Agree	Sometimes Agree / Sometimes Disagree	Disagree	Strongly Disagree
----------------	-------	--------------------------------------	----------	-------------------

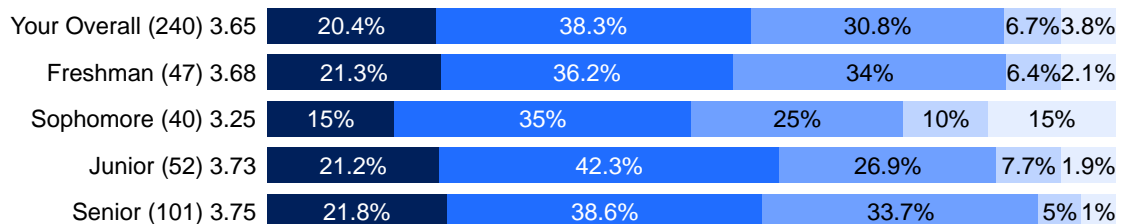
3. I am comfortable asking faculty for help when I don't understand something or am struggling with an assignment.

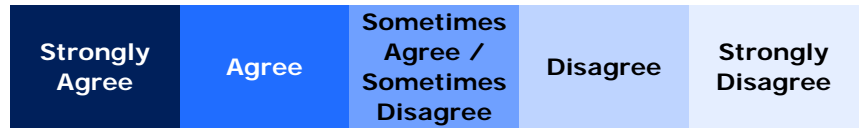


4. Faculty members care about me as an individual.

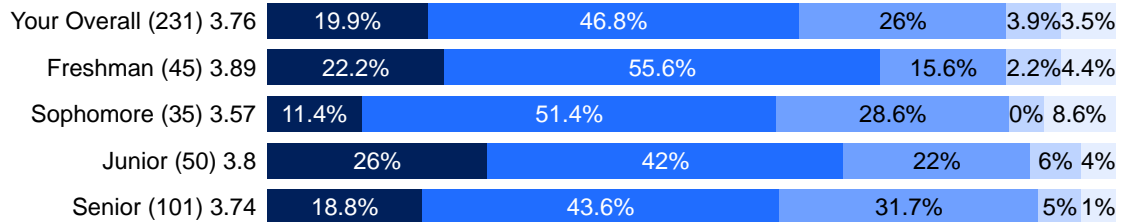


5. I receive meaningful feedback from faculty about my academic performance.

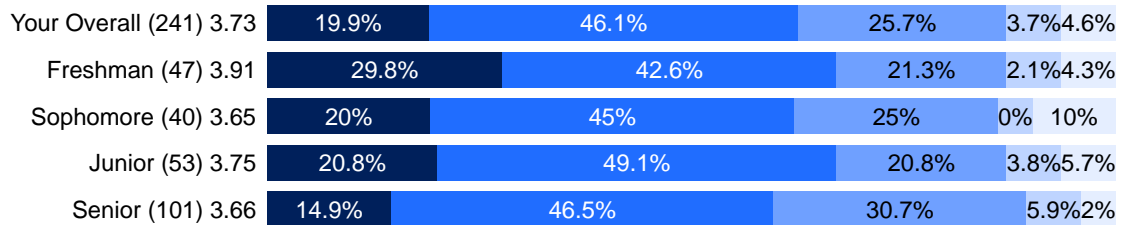




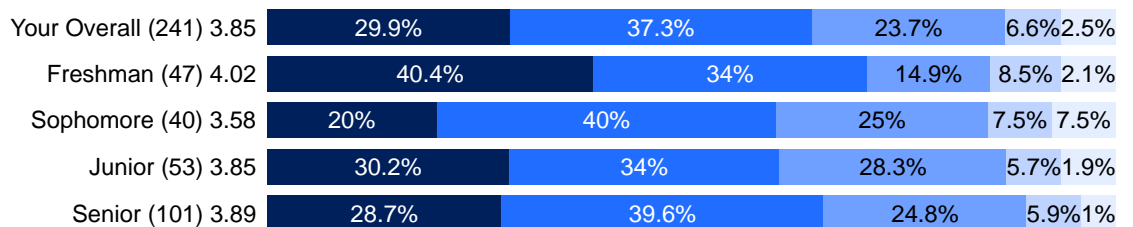
6. Faculty members regularly model this institution's values.



7. Faculty members are consistent and fair.

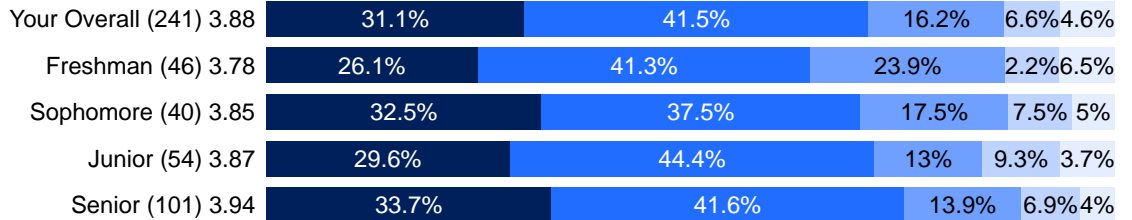


8. The quality of instruction I receive in most of my classes is excellent.

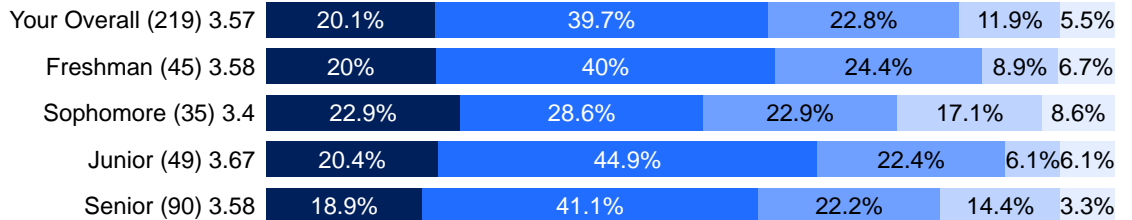


Strongly Agree	Agree	Sometimes Agree / Sometimes Disagree	Disagree	Strongly Disagree
----------------	-------	--------------------------------------	----------	-------------------

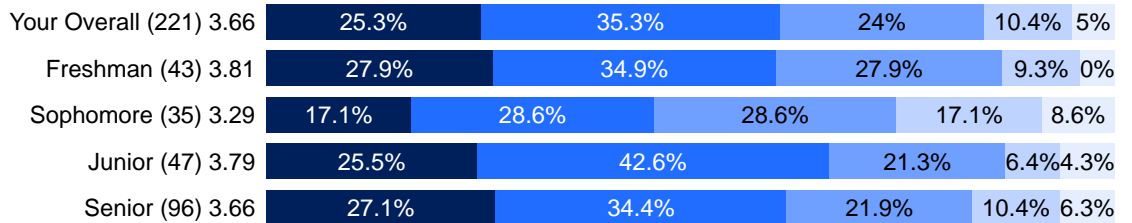
9. I have opportunities to discuss my academic plans with a faculty member or advisor.



10. There are sufficient co-curricular activities outside of the classroom designed specifically to enhance student academic development.



11. I have been encouraged to develop my strengths and talents at this institution.



Strongly Agree	Agree	Sometimes Agree / Sometimes Disagree	Disagree	Strongly Disagree
----------------	-------	--------------------------------------	----------	-------------------

12. I have been able to find a balance between academics and extracurricular activities/other responsibilities.

Your Overall (211) 3.38	12.8%	37%	32.2%	11.8%	6.2%
Freshman (42) 3.33	11.9%	33.3%	38.1%	9.5%	7.1%
Sophomore (35) 3.29	14.3%	28.6%	37.1%	11.4%	8.6%
Junior (47) 3.45	14.9%	36.2%	36.2%	4.3%	8.5%
Senior (87) 3.41	11.5%	42.5%	25.3%	17.2%	3.4%

13. There are sufficient activities outside the classroom designed specifically to enhance students' personal and non-academic development.

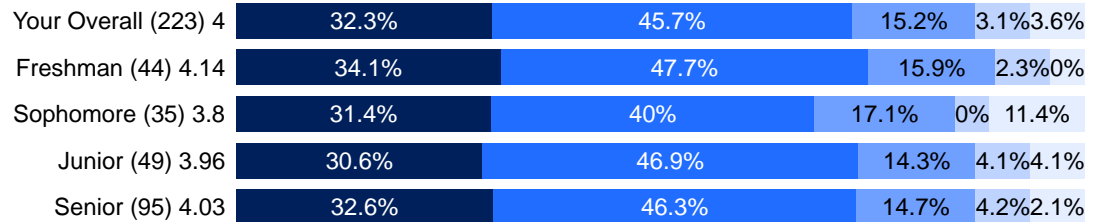
Your Overall (199) 3.47	16.1%	38.2%	28.6%	11.1%	6%
Freshman (39) 3.54	23.1%	28.2%	30.8%	15.4%	2.6%
Sophomore (31) 3.35	9.7%	41.9%	32.3%	6.5%	9.7%
Junior (43) 3.6	16.3%	51.2%	18.6%	4.7%	9.3%
Senior (86) 3.42	15.1%	34.9%	31.4%	14%	4.7%

14. I know where to turn if I am overwhelmed or stressed.

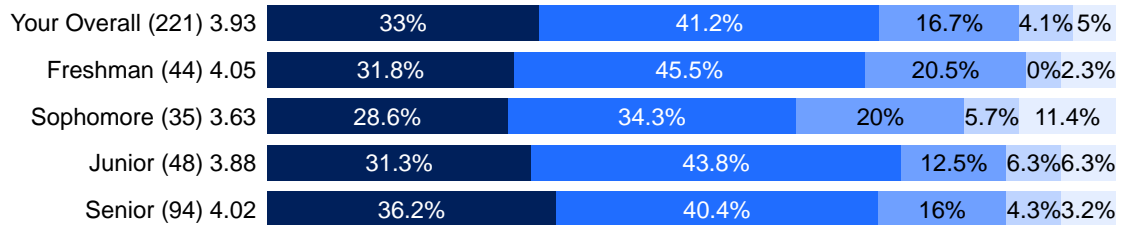
Your Overall (215) 3.23	11.6%	36.3%	25.6%	16.7%	9.8%
Freshman (43) 3.07	14%	25.6%	27.9%	18.6%	14%
Sophomore (34) 3.15	17.6%	26.5%	20.6%	23.5%	11.8%
Junior (48) 3.35	10.4%	39.6%	31.3%	12.5%	6.3%
Senior (90) 3.28	8.9%	43.3%	23.3%	15.6%	8.9%

Strongly Agree	Agree	Sometimes Agree / Sometimes Disagree	Disagree	Strongly Disagree
----------------	-------	--------------------------------------	----------	-------------------

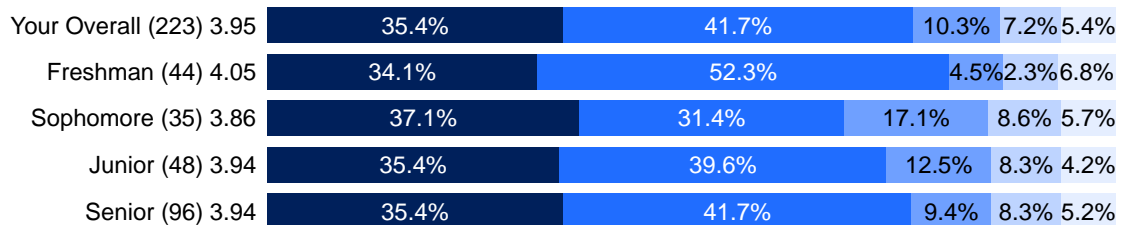
15. My academic experiences will help me make better life decisions.

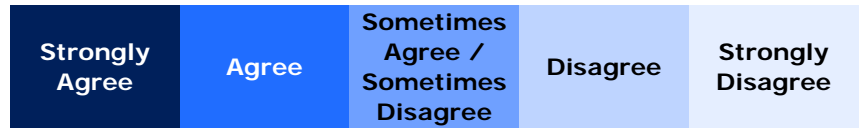


16. My overall experience at this institution will help me make better life decisions.

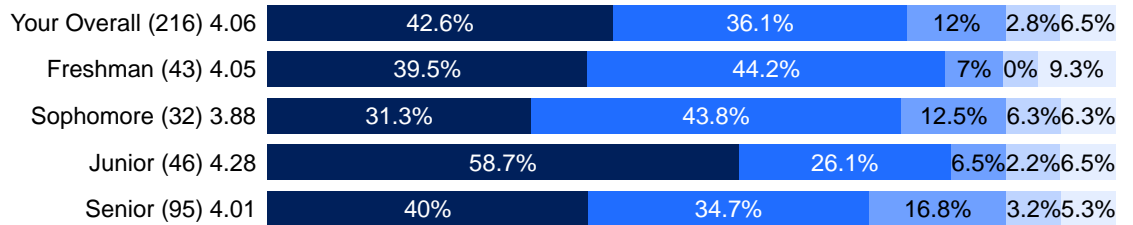


17. My college experiences have exposed me to diverse opinions, cultures and values.

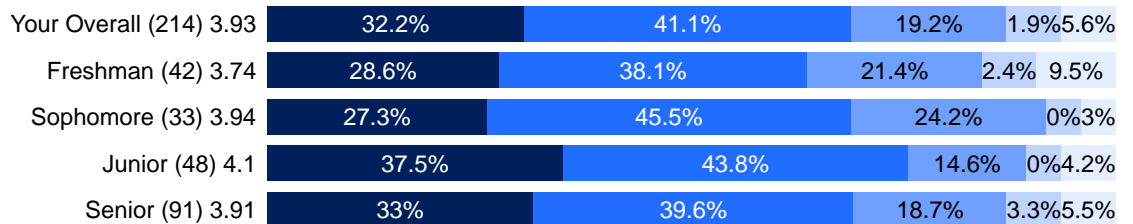




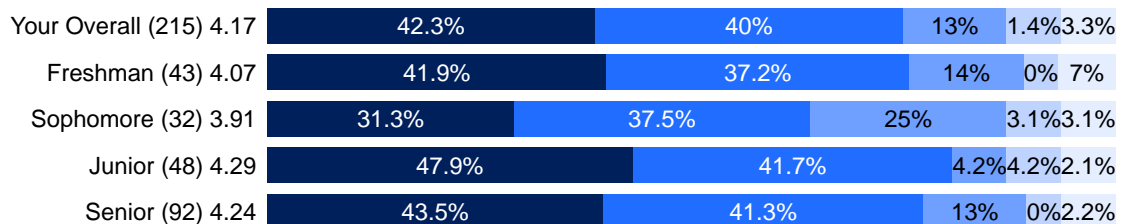
18. At this institution, people are supportive of their colleagues regardless of their heritage, background, race, ethnicity or sexual orientation.



19. This institution places sufficient emphasis on having diverse faculty, administration and staff.

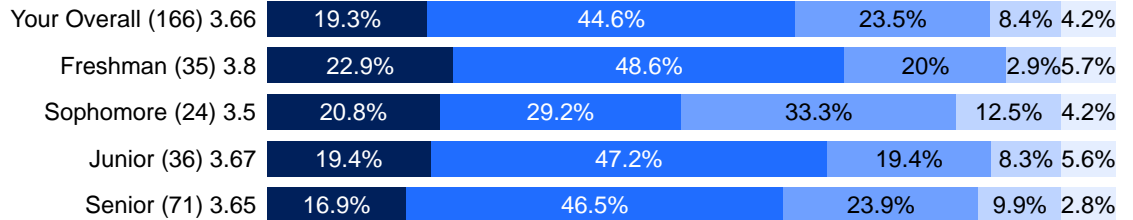


20. This institution places sufficient emphasis on having a diverse student body.

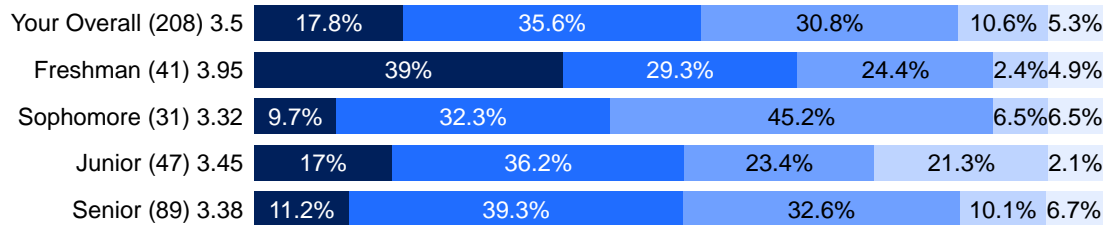


Strongly Agree	Agree	Sometimes Agree / Sometimes Disagree	Disagree	Strongly Disagree
----------------	-------	--------------------------------------	----------	-------------------

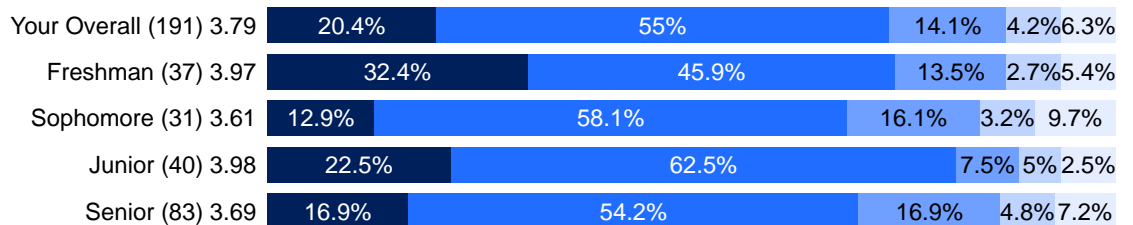
21. This institution has clear and effective procedures for dealing with discrimination.



22. The facilities (e.g., classrooms/labs, residence halls, dining facilities) adequately meet my needs.

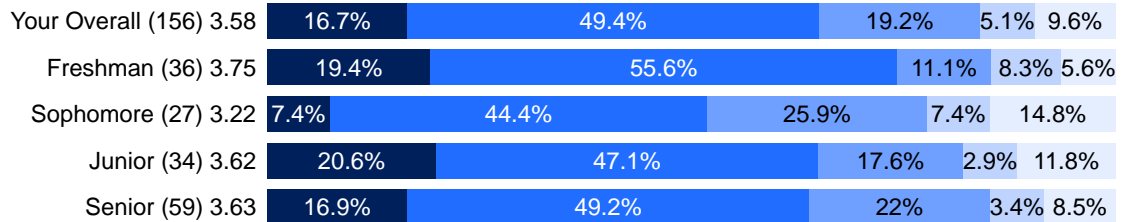


23. The admission/recruitment materials portrayed this institution accurately.

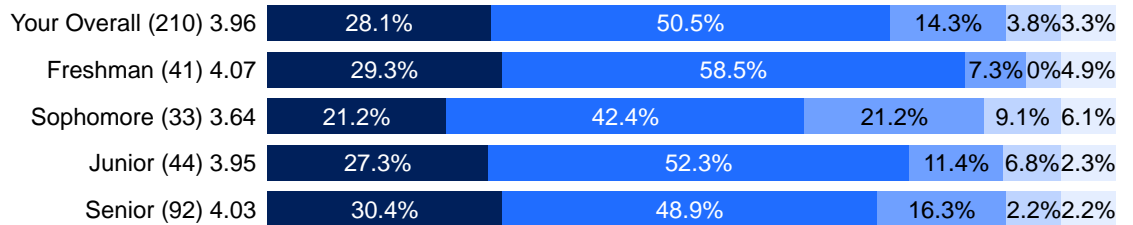


Strongly Agree	Agree	Sometimes Agree / Sometimes Disagree	Disagree	Strongly Disagree
----------------	-------	--------------------------------------	----------	-------------------

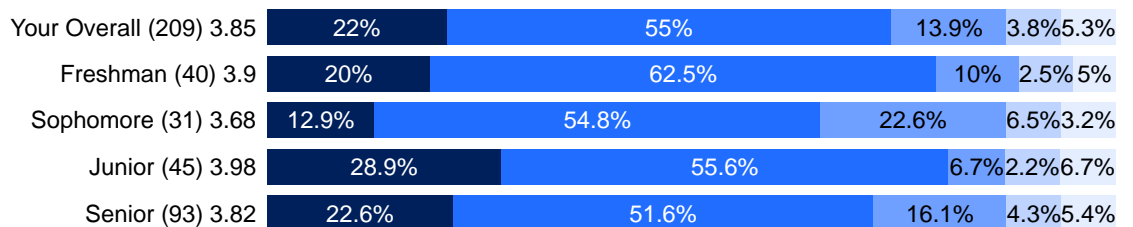
24. This institution's orientation services help students adjust to college.



25. The institution takes reasonable steps to provide a safe and secure environment for the campus.



26. This institution's policies and practices ensure fair treatment for students.



Strongly Agree	Agree	Sometimes Agree / Sometimes Disagree	Disagree	Strongly Disagree
----------------	-------	--------------------------------------	----------	-------------------

27. I feel a sense of belonging at this institution.

	Strongly Agree	Agree	Sometimes Agree / Sometimes Disagree	Disagree	Strongly Disagree
Your Overall (211) 3.55	23.7%	34.6%	24.6%	7.1%	10%
Freshman (40) 3.68	25%	42.5%	17.5%	5%	10%
Sophomore (33) 3.24	18.2%	30.3%	24.2%	12.1%	15.2%
Junior (46) 3.46	21.7%	34.8%	21.7%	10.9%	10.9%
Senior (92) 3.65	26.1%	32.6%	29.3%	4.3%	7.6%

28. The staff are caring and helpful.

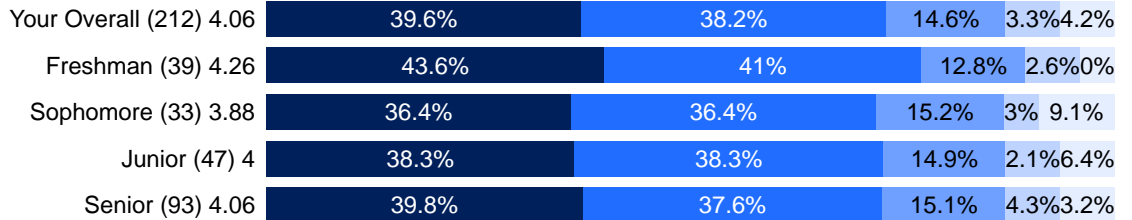
	Strongly Agree	Agree	Sometimes Agree / Sometimes Disagree	Disagree	Strongly Disagree
Your Overall (212) 3.74	20.8%	44.8%	26.9%	2.8%	4.7%
Freshman (41) 3.8	17.1%	56.1%	19.5%	4.9%	2.4%
Sophomore (33) 3.61	18.2%	39.4%	33.3%	3%	6.1%
Junior (46) 3.8	17.4%	56.5%	19.6%	2.2%	4.3%
Senior (92) 3.73	25%	35.9%	31.5%	2.2%	5.4%

29. This institution actively contributes to the community.

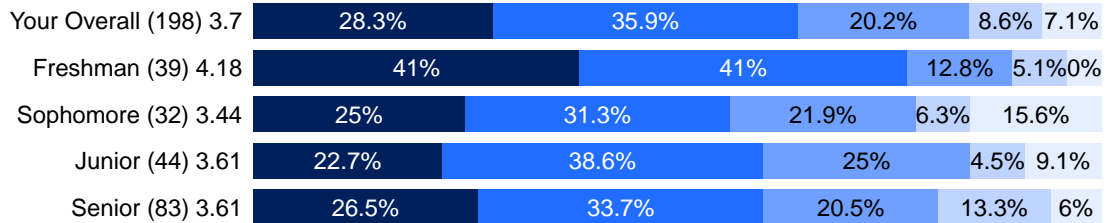
	Strongly Agree	Agree	Sometimes Agree / Sometimes Disagree	Disagree	Strongly Disagree
Your Overall (180) 3.9	27.2%	44.4%	23.3%	1.1%	3.9%
Freshman (35) 4	34.3%	42.9%	17.1%	0%	5.7%
Sophomore (28) 3.64	17.9%	42.9%	28.6%	7.1%	3.6%
Junior (35) 3.97	28.6%	51.4%	14.3%	0%	5.7%
Senior (82) 3.91	26.8%	42.7%	28%	0%	2.4%

Strongly Agree	Agree	Sometimes Agree / Sometimes Disagree	Disagree	Strongly Disagree
----------------	-------	--------------------------------------	----------	-------------------

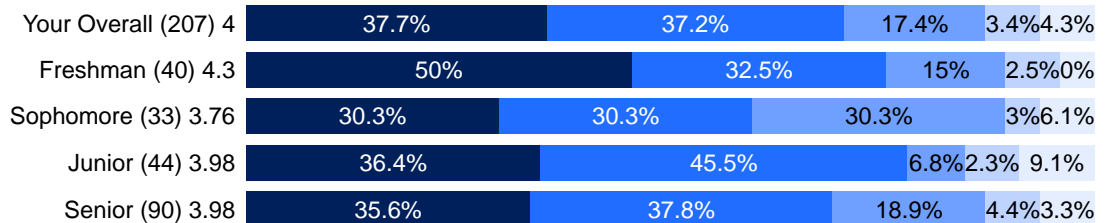
30. I would recommend this institution on an academic basis to a friend or family member.



31. I would recommend this institution on a social and non-academic basis to a friend or family member.



32. I am proud to be part of this institution.



Strongly Agree	Agree	Sometimes Agree / Sometimes Disagree	Disagree	Strongly Disagree
----------------	-------	--------------------------------------	----------	-------------------

33. This institution's culture is special - something you don't find just anywhere.

Response	Strongly Agree	Agree	Sometimes Agree / Sometimes Disagree	Disagree	Strongly Disagree
Your Overall (203) 3.73	29.6%	36.5%	17.2%	11.3%	5.4%
Freshman (40) 4.2	47.5%	37.5%	5%	7.5%	2.5%
Sophomore (31) 3.32	22.6%	25.8%	22.6%	19.4%	9.7%
Junior (42) 3.64	14.3%	54.8%	16.7%	9.5%	4.8%
Senior (90) 3.71	31.1%	31.1%	21.1%	11.1%	5.6%

34. I understand the mission of this institution.

Response	Strongly Agree	Agree	Sometimes Agree / Sometimes Disagree	Disagree	Strongly Disagree
Your Overall (203) 3.61	20.7%	43.8%	15.8%	14.8%	4.9%
Freshman (39) 3.72	20.5%	56.4%	2.6%	15.4%	5.1%
Sophomore (33) 3.36	18.2%	33.3%	21.2%	21.2%	6.1%
Junior (42) 3.6	19%	47.6%	14.3%	11.9%	7.1%
Senior (89) 3.65	22.5%	40.4%	20.2%	13.5%	3.4%

35. I am comfortable speaking up about academic dishonesty/cheating when I see it.

Response	Strongly Agree	Agree	Sometimes Agree / Sometimes Disagree	Disagree	Strongly Disagree
Your Overall (192) 3.95	27.1%	49%	17.2%	5.2%	1.6%
Freshman (40) 4	35%	37.5%	20%	7.5%	0%
Sophomore (31) 3.74	29%	41.9%	12.9%	6.5%	9.7%
Junior (40) 3.93	20%	60%	12.5%	7.5%	0%
Senior (81) 4.01	25.9%	51.9%	19.8%	2.5%	0%

Strongly Agree	Agree	Sometimes Agree / Sometimes Disagree	Disagree	Strongly Disagree
----------------	-------	--------------------------------------	----------	-------------------

36. Senior leadership regularly models this institution's values.

Your Overall (173) 3.5	16.8%	37.6%	31.2%	7.5%	6.9%
Freshman (33) 3.85	27.3%	48.5%	12.1%	6.1%	6.1%
Sophomore (25) 3.24	12%	32%	36%	8%	12%
Junior (35) 3.43	14.3%	37.1%	34.3%	5.7%	8.6%
Senior (80) 3.46	15%	35%	36.3%	8.8%	5%

37. I believe what I am told by senior leadership.

Your Overall (167) 3.37	12.6%	36.5%	32.3%	12%	6.6%
Freshman (33) 3.64	18.2%	48.5%	18.2%	9.1%	6.1%
Sophomore (27) 3.15	11.1%	25.9%	40.7%	11.1%	11.1%
Junior (35) 3.37	11.4%	34.3%	40%	8.6%	5.7%
Senior (72) 3.32	11.1%	36.1%	31.9%	15.3%	5.6%

38. Administrators are accessible and approachable.

Your Overall (195) 3.38	12.8%	41.5%	25.6%	10.8%	9.2%
Freshman (39) 3.69	15.4%	53.8%	20.5%	5.1%	5.1%
Sophomore (30) 3.13	13.3%	26.7%	33.3%	13.3%	13.3%
Junior (40) 3.35	10%	45%	25%	10%	10%
Senior (86) 3.34	12.8%	39.5%	25.6%	12.8%	9.3%

Strongly Agree	Agree	Sometimes Agree / Sometimes Disagree	Disagree	Strongly Disagree
----------------	-------	--------------------------------------	----------	-------------------

39. Senior leadership shows a genuine interest in the well-being of students.

Your Overall (173) 3.36	13.9%	35.8%	31.8%	9.2%	9.2%
Freshman (32) 3.84	25%	46.9%	18.8%	6.3%	3.1%
Sophomore (27) 3.11	11.1%	22.2%	44.4%	11.1%	11.1%
Junior (36) 3.25	13.9%	33.3%	30.6%	8.3%	13.9%
Senior (78) 3.29	10.3%	37.2%	33.3%	10.3%	9%

40. This institution is well run.

Your Overall (204) 3.56	18.1%	42.6%	23%	9.3%	6.9%
Freshman (40) 3.93	27.5%	52.5%	10%	5%	5%
Sophomore (33) 3.39	15.2%	36.4%	30.3%	9.1%	9.1%
Junior (42) 3.4	11.9%	45.2%	23.8%	9.5%	9.5%
Senior (89) 3.53	18%	39.3%	25.8%	11.2%	5.6%

41. This school provides good value for the money.

Your Overall (198) 4.07	41.4%	35.9%	15.2%	3%	4.5%
Freshman (39) 4.33	53.8%	30.8%	12.8%	0%	2.6%
Sophomore (31) 3.74	22.6%	45.2%	19.4%	9.7%	3.2%
Junior (44) 4.07	40.9%	38.6%	13.6%	0%	6.8%
Senior (84) 4.06	42.9%	33.3%	15.5%	3.6%	4.8%

Strongly Agree	Agree	Sometimes Agree / Sometimes Disagree	Disagree	Strongly Disagree
----------------	-------	--------------------------------------	----------	-------------------

42. I can speak up or challenge a traditional way of doing something without fear of harming my academic advancement.

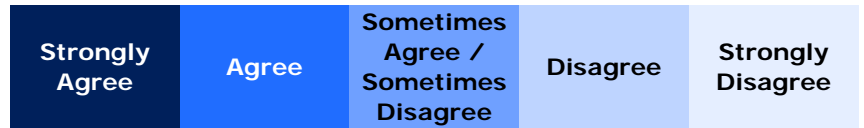
Your Overall (189) 3.53	20.6%	37.6%	23.8%	10.6%	7.4%
Freshman (38) 3.68	21.1%	50%	13.2%	7.9%	7.9%
Sophomore (30) 3.5	20%	40%	16.7%	16.7%	6.7%
Junior (39) 3.62	20.5%	43.6%	20.5%	7.7%	7.7%
Senior (82) 3.44	20.7%	28%	32.9%	11%	7.3%

43. Students have opportunities to contribute to important decisions at this institution.

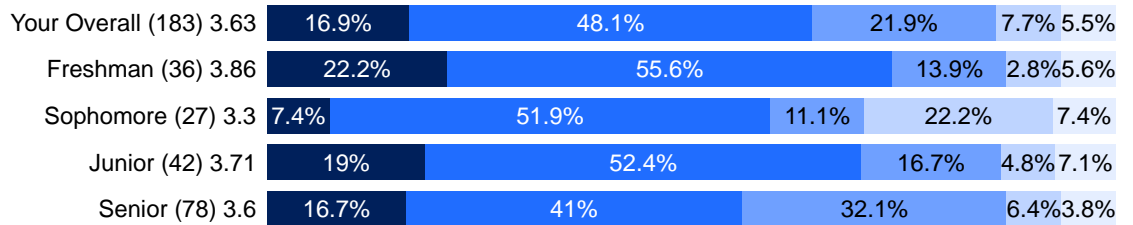
Your Overall (184) 3.52	15.8%	42.9%	25%	9.8%	6.5%
Freshman (36) 3.78	19.4%	52.8%	16.7%	8.3%	2.8%
Sophomore (29) 3.41	13.8%	44.8%	17.2%	17.2%	6.9%
Junior (40) 3.48	20%	35%	27.5%	7.5%	10%
Senior (79) 3.46	12.7%	41.8%	30.4%	8.9%	6.3%

44. Senior leadership communicates openly about important matters.

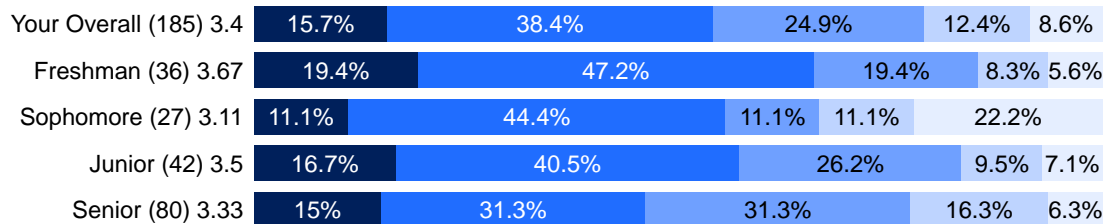
Your Overall (170) 3.4	13.5%	38.2%	30%	11.2%	7.1%
Freshman (34) 3.79	23.5%	47.1%	17.6%	8.8%	2.9%
Sophomore (25) 3.2	8%	44%	20%	16%	12%
Junior (36) 3.25	13.9%	30.6%	33.3%	11.1%	11.1%
Senior (75) 3.36	10.7%	36%	37.3%	10.7%	5.3%



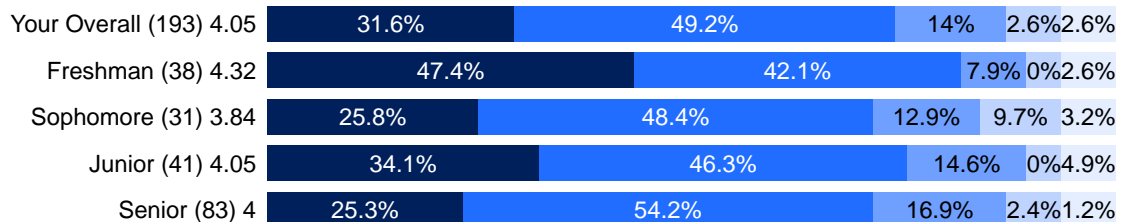
45. Faculty, administration and staff work together to ensure the success of institution programs and initiatives.



46. There is regular and open communication among faculty, administration, staff and students.



47. Expectations regarding student behavior are clear and well communicated.



Strongly Agree	Agree	Sometimes Agree / Sometimes Disagree	Disagree	Strongly Disagree
----------------	-------	--------------------------------------	----------	-------------------

48. This institution values student opinions.

Response	Strongly Agree	Agree	Sometimes Agree / Sometimes Disagree	Disagree	Strongly Disagree
Your Overall (196) 3.59	20.9%	40.3%	21.9%	10.2%	6.6%
Freshman (39) 4.05	30.8%	51.3%	12.8%	2.6%	2.6%
Sophomore (31) 3.39	16.1%	41.9%	12.9%	22.6%	6.5%
Junior (43) 3.53	16.3%	44.2%	25.6%	4.7%	9.3%
Senior (83) 3.47	20.5%	32.5%	27.7%	12%	7.2%

49. I have experienced bullying (i.e., the persistent use of aggressive, overbearing, or unreasonable behaviors) directed toward me by a member of the MSU Denver community.

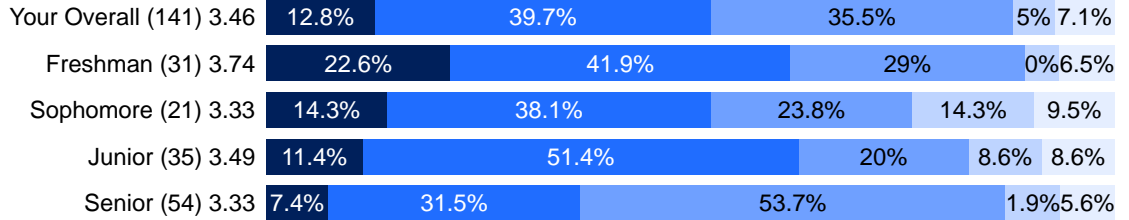
Response	Strongly Agree	Agree	Sometimes Agree / Sometimes Disagree	Disagree	Strongly Disagree
Your Overall (178) 1.8	6.2%	9%	3.4%	21.3%	60.1%
Freshman (38) 2.03	10.5%	10.5%	5.3%	18.4%	55.3%
Sophomore (29) 1.93	6.9%	13.8%	0%	24.1%	55.2%
Junior (39) 1.64	7.7%	5.1%	0%	17.9%	69.2%
Senior (72) 1.71	2.8%	8.3%	5.6%	23.6%	59.7%

50. I am aware of other students at this institution who have experienced bullying at MSU Denver.

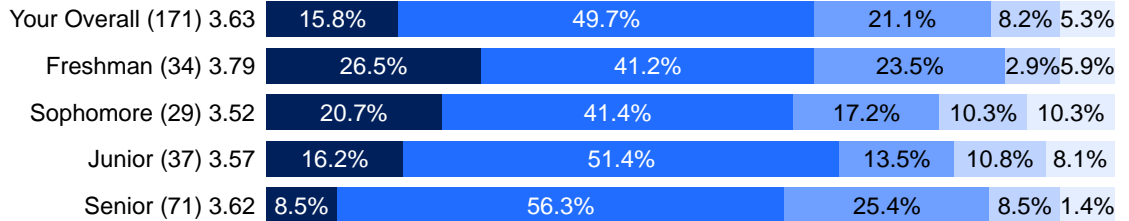
Response	Strongly Agree	Agree	Sometimes Agree / Sometimes Disagree	Disagree	Strongly Disagree
Your Overall (169) 1.99	7.1%	11.8%	5.9%	23.7%	51.5%
Freshman (36) 2.14	11.1%	11.1%	2.8%	30.6%	44.4%
Sophomore (28) 1.93	7.1%	7.1%	10.7%	21.4%	53.6%
Junior (36) 1.97	8.3%	13.9%	2.8%	16.7%	58.3%
Senior (69) 1.96	4.3%	13%	7.2%	24.6%	50.7%

Strongly Agree	Agree	Sometimes Agree / Sometimes Disagree	Disagree	Strongly Disagree
----------------	-------	--------------------------------------	----------	-------------------

51. I believe that MSU Denver's policies and practices are effective at preventing bullying.



52. Students understand that bullying is not tolerated in this institution.



53. Instances of alleged bullying are taken seriously by the administration.

