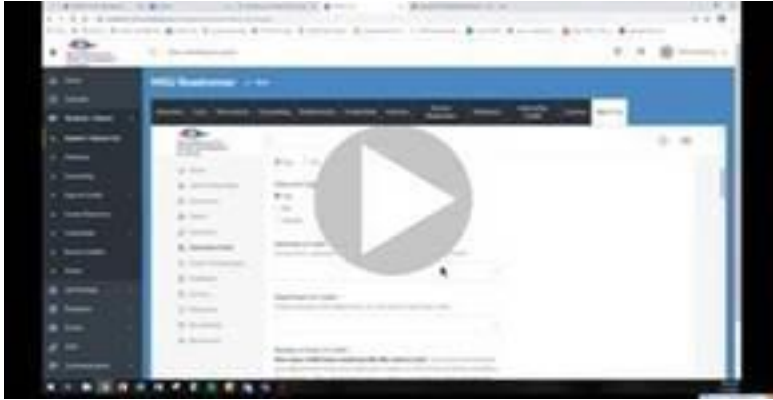




Internship Application for Credit Index Function

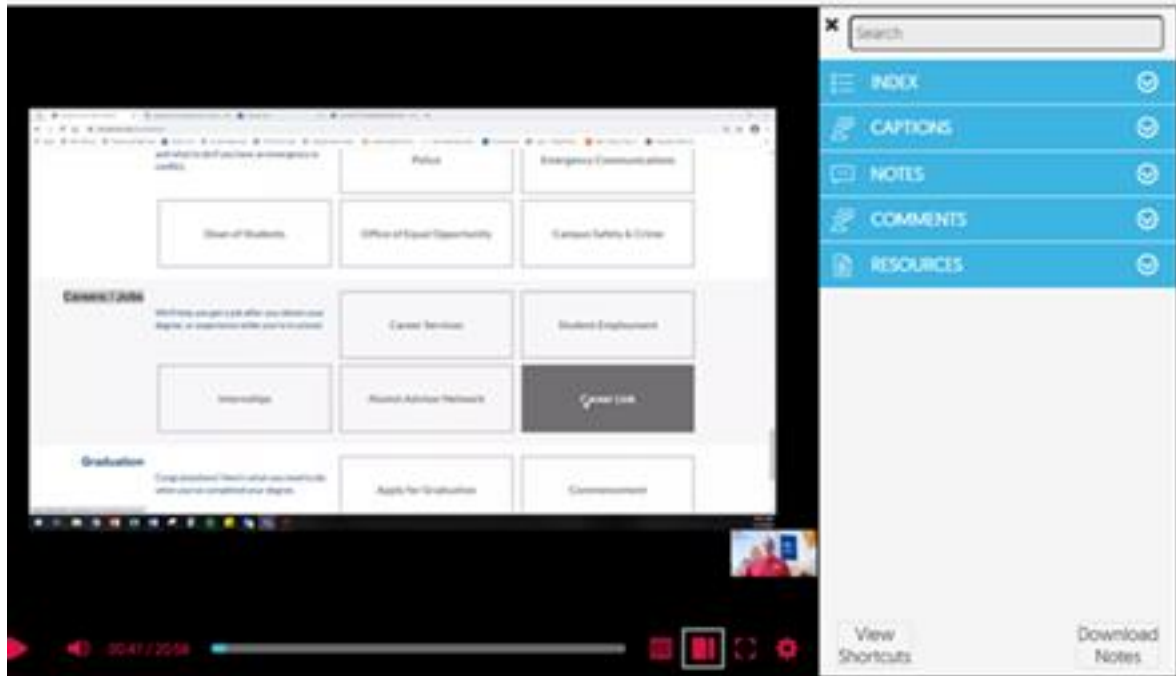
[Internship Application for Credit Video Tutorial](#)



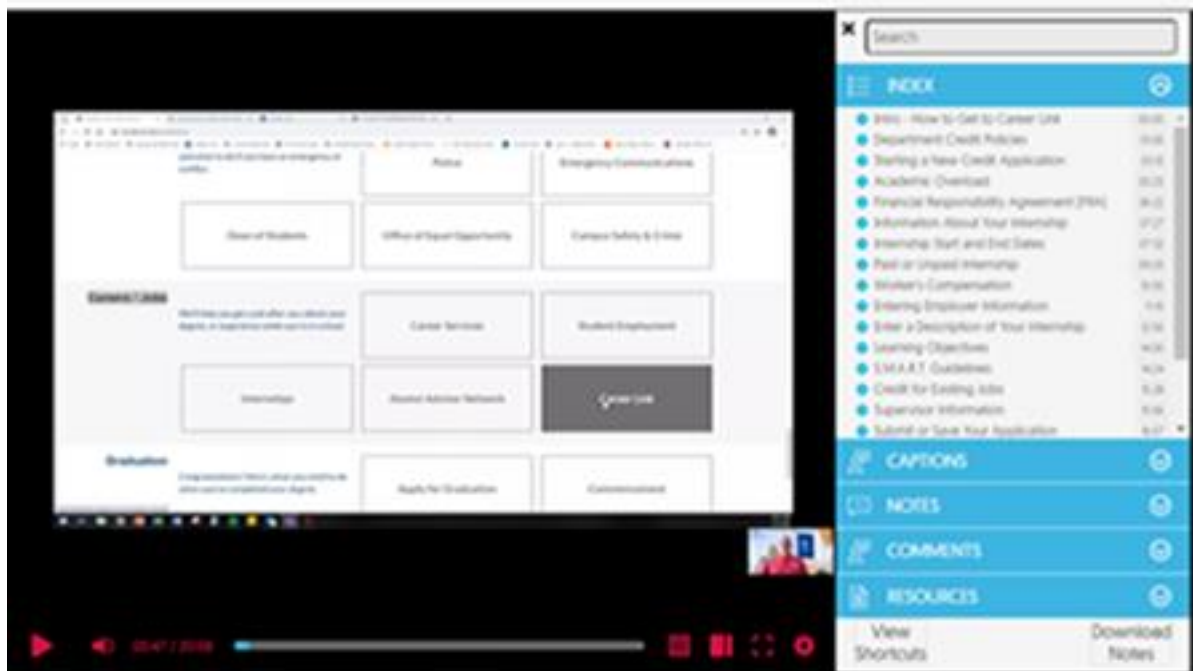
This tutorial is approximately 20-minutes long. We suggest you watch the entire video, but you can use the index function to navigate to specific sections for quick review.

Index Function

Next to the **Closed Captioning** icon , you will see the **Show Sidebar** icon . After clicking this, you will see an **Index** option at the top of the list.



After clicking on **Index**, you can jump to specific areas of the video you wish to learn about or review by clicking the desired chapter.



Video Elements

Below is a list of elements and times where each of those elements are in the video:

- 00:00 How to Get to Career Link
- 01:00 Department Credit Policies
- 03:10 Starting a New Credit Application
- 05:33 Academic Overload Process
- 06:22 Financial Responsibility Agreement (FRA)
- 07:27 Details Needed About Your Internship
- 07:32 Internship Start and End Dates
- 09:20 Paid or Unpaid Internship
- 10:00 Worker's Compensation
- 11:10 Entering Employer Information
- 12:50 Enter a Description of Your Internship
- 14:00 Learning Objectives
- 14:24 S.M.A.R.T. Goal Guidelines
- 15:28 Credit for Existing Jobs
- 15:56 Supervisor Information
- 16:57 Submit or Save Your Application
- 17:47 After You Submit Your Application
- 18:52 If Your Application is Rejected
- 19:33 Approval and Registration
- 20:02 How to Monitor Progress